

KINGDOM OF CAMBODIA
NATION RELIGION KING



Beneficiary Profile Report

*La Lai Indigenous Community, Kok Lak
Commune, Veun Sai District, Ratanakiri
Province*



PROJECT IP: P171331

AUGUST, 2023

Contents

I. Introduction	4
1.1 LASED III in brief.....	4
II. Data Collection Methodology	8
III. Results	9
3.1 General Information.....	9
3.2 Crops Production Potential	13
3.2.1 Cashew Tree Production	13
3.2.2 Cassava production.....	15
3.2.3 Rubber Production	16
3.2.4 Paddy/Rice Production.....	16
3.2.5 Horticulture Crop	17
3.2.6 Impacts on Crop Production.....	18
3.2.6.1 Soil Fertility	18
3.2.6.2 Challenges.....	18
3.2 Animal and Husbandry Production Potential.....	19
3.2.1 Animal Production Statistic	19
3.2.2 Challenges.....	20
3.3 Fishery and Aquaculture Potential	21
3.3.1 Traditional Fishery Practices.....	21
3.4 Agricultural Cooperative, Producer Group and Revolving Funds Group	21
3.5 Markets and Markets linkages	21
3.5.1 Contract Farming Implementation	21
3.5.2 Existing Markets	21
3.6 Extension and ICT.....	21
3.7 Economic Analysis.....	22
3.7.1 On Farm Incomes	22
3.7.2 Off Farm Incomes	23
3.7.3 Household Food Security (HFS)	23
3.8 Training Needs Assessment (TNA)	24
3.9 Conclusion	27
3.10 Suggestions.....	28
IV. ANNEXES.....	30
Annex 4.1: List of Interviewees in La Lai village.....	30
Annex 4.2: List of Families Planting Cashew Tree	34

Annex 4.3: List of Families Planting Upland Paddy/Rice 36

Annex 4.4: List of Families Raising Animals and Livestock 38

Annex 4.5: Training Needs Assessment Codes 41

Annex 4.6: Questionnaire of Beneficiary Profile Form 42

Annex 4.7 Additional questions 49

I. Introduction

1.1 LASED III in brief

1. Since 2008, the World Bank, through Land Allocation for Social and Economic Development (LASED) projects, have continuously supported the government Social Land Concessions (SLC) program to successfully pilot a more sustainable and transparent process of land allocation to poor people. In addition, these projects have also supported the development of rural roads, small irrigation systems, primary schools and health posts, while providing agricultural training and support for expanded farming services in order to promote the livelihood and economic development of the land recipients during the whole project.
2. The Land Allocation for Social and Economic Development, Phase III (LASED III) would follow a two-pronged approach: (i) consolidating through complementary activities the current SLC program under LASED II and expanding it into new SLC sites within the same provinces; and (ii) implementing an adapted approach into communities of indigenous peoples in new project provinces. The project would build on the successful and well-established procedures under LASED and LASED II for implementing SLC activities, but also adapt them to indigenous peoples' communities.
3. The project development objective (PDO) is to provide access to land tenure security, agricultural and social services, and selected infrastructure to small farmers and communities in the project areas. In addition, the project's key activities include social land concessions, indigenous community land registration, commune land use planning, physical infrastructure development, and support for livelihood development. LASED III is expected to contribute to poverty reduction, livelihood improvement and expansion of climate resilient road infrastructure.
4. The Land Allocation for Social and Economic Development, Phase III (LASED III) is the governmental project with a total budget of US \$ 107 million, funded by the International Development Association (IDA) through the World Bank (WB) of which US \$ 93 million and US \$ 14 million is a contribution from the Royal Government of Cambodia. LASED III has been implementing by the following ministries:
 - a) Ministry of Land Management, Urban Planning and Construction (MLMUPC) as the Executing Agency (EA), and
 - b) Ministry of Agriculture, Forestry and Fisheries (MAFF) as the Implementing Agency (IA).

5. Within their framework, the project would support: (i) about 15 Indigenous Communities (ICs) to carry out their respective Indigenous Communal Land Titling (ICLT) processes; (ii) about 30 ICs, that have completed their titling processes, with development activities; (iii) about 12 SLC new sites in both currently covered and new provinces for land allocation and development activities; and (iv) the current 14 SLC sites currently covered by LASED II with limited, discrete and complementary activities such as small-scale irrigation and agriculture access tracks across SLC sites. However, it is not likely that all the estimated 57 new sites and communities would be identified and fully delineated, and all potentially required reclassification and/or reallocation completed before the start of the project.
6. During the launching workshop¹ presided by **H.E CHEA SOPHARA**, Deputy Prime Minister, Minister of MLMUPC, and Chairperson of the LASED III, he has announced officially that LASED III will be lasting for the period of six years project, starting from October, 2020 until December, 2026. During the six years of the project, the MLMUPC and MAFF will execute the project in the geographical targeted with suitable land and location at 71 sites² of around 30,000 hectares (included 10,000 hectares of indigenous communities), wherein 26 sites are for social land concessions and 45 sites for indigenous communities with approximately 15,000 rural households will get direct benefit from LASED III.
7. LASED III would follow a two-pronged approach: (i) consolidating through complementary activities the current SLC program under LASED II and expanding it into new SLC sites within the same provinces; and (ii) implementing an adapted approach into communities of indigenous peoples in new project provinces. The project would build on the successful and well-established procedures under LASED and LASED II for implementing SLC activities, but also adapt them to indigenous peoples' communities.
8. The Project consists of following parts:

A. Component 1: Selection and Development Planning of Social Land Concessions and Indigenous Communal Land Titling

This component is planning to the provision of technical support for (a) processing applications for SLCs, including determination of land availability, carrying out environmental and social

¹ Launching workshop virtually dated on June 24-25th, 2021, organized by MLMUPC which has been participated from implementing ministry, governors of relevant provinces such as Ratanakiri (RAT), Mondolkiri (MKR), Stung Treng (STG), Thboungh Khmum (TBK), Kratie (KRT), etc. amounting more than a hundred participants.

² This amount will be flexible due to the actual implemented activities done by MLMUPC. The ICs is increased from 30 ICs to 33 ICs, so the total is 74 sites for both ICLTs and SLCs that will be implemented under LASED III.

assessment (ESA) and (commune) land use planning ((C)LUP)³; (b) processing and registration and completion of titling process; (c) planning of infrastructure and service investments in indigenous communities, through (i) participatory preparation of SLCs and ICLTs plans; and (ii) identification, prioritization, and planning for infrastructure investments; and (iii) processing of individual SLC land titling for eligible land recipients and ICLT for eligible indigenous communities.

B. Component 2: Community Infrastructure Development

According to the early preparation from the relevant execution ministries with the participatory preparation of WB team, this component is subjecting to the provision of economic and social community infrastructures investments in the sub-projects in the projects areas in: (a) transport connectivity, water supply and sanitation, school and health infrastructures; and (b) small-scale irrigation schemes.

C. Component 3: Agriculture and Livelihood Development

This component is mainly implemented by MAFF as implementing agency on the provision of: (a) settling-in assistance to new land recipients; (b) initial land preparation assistance including a first cover crop; (c) technical support for MAFF's implementation of the comprehensive agricultural services strategy; (d) technical and operational support for establishment and strengthening capacity of community groups; and (e) revolving funds (RF) to eligible community groups to scale-up local initiatives on enhanced productivity and incomes for farmers, mitigation and adaptation.

D. Component 4: Project Management, Coordination, and Monitoring and Evaluation

This component would ensure effective project management through the (a) carrying out of the day-to day implementation, coordination, and management of project activities, including planning and execution, financial management, procurement, internal and external audit, environmental and social impact management, monitoring, reporting and evaluation; and (b) strengthening the SLC and ICLT management information systems.

E. Component 5: Contingent Emergency Response

This component is provisioned of immediate response to an eligible crisis or emergency, as needed. The contingent emergency response component, with a provisional zero allocation, would

³ According to the sub-decree No.72 dated on June 05th, 2009 about the procedure of commune land use planning will be used as the tool to prepare on the land use planning. In addition, MAFF will conduct the agro-ecological analysis (AEA) onsite to randomly select the soil samples to analyze the physical and chemical assessment for suitable agricultural land usages and zoning.

allow for the reallocation of financing to provide immediate response to an eligible crisis or emergency. An Emergency Response Manual (ERM) is included in the PIM which will describe implementation arrangements for the component, including its activation process, roles and responsibilities of implementing agencies, positive list of activities that may be financed, environmental and social aspects, and fiduciary arrangements.

9. Principally, LASED III's geographically targeted shall be operated throughout the whole country, where Phnom Penh capital city is not included, according to the demand driven approach adopted for the SLC and ICLT. However, current agreement with authorities limits the project's coverage to the 14 provinces⁴ that would host about 71 sites and IP communities. In addition, to choose the beneficiary targeting, the approach to the delivery of LASED III relating to SLCs and ICLT⁵ is applied based on "demand-driven". For instances, the allocation of both SLCs and ICLTs is commune-based or ICs-driven, rather than pre-determined by the project. Table 1.1 below shows about the beneficiary targeting of both SLC and ICLT.

Table 1.1 Beneficiary targeting				
SLC/ICLT	SLC's support		IP's supports (ICLTs and ICs)	
			Development support to already titled ICs	Titling - ICLTs
	Existing	New	(targeted)	(targeted)
	14	12	30 (+3)	15
Total	26		45	
Grand total	71 (+3)			
Source: PIM, 2022.				

⁴ Such as Ratanakiri, Mondolkiri, Stung Treng, Kratie, Kompong Thom, Preah Vihear, Thboun Khmum, Kompong Speu, Odormeanchey, Banteaymeanchey, Siem Reap, Battambang, Kompong Chhnang and another one will be done soon according to the proposed site location from the local governor of available land to join with the project.

⁵ **ICLT Eligibility:** According to the Article 23 of Land Law 2001, the eligible criteria for starting the process of ICLT include a group of people who share ethnic, social, cultural and economic characteristics and cultivate their land in a collective manner. In addition, the Circular 0974/09 of the Ministry of Rural Development made specific criteria that 1) they manifest their self-identity which is recognized by the local authority; 2) they have their own speaking or written language, even that has disappeared; 3) There are traditional leaders including elders, tribal leader, or an existence of traditional decision making structure; and 4) there are five different types of community land including spirit forest land, burial ground, swidden land or reserve land, actual land area for cultivation, and residential land. In addition, the well ranking of the IC applicants would also include the requirement of having community by-laws, composition of the Community Committee, and the IPC Internal Rules accommodate inclusion of women and youth in decision making.

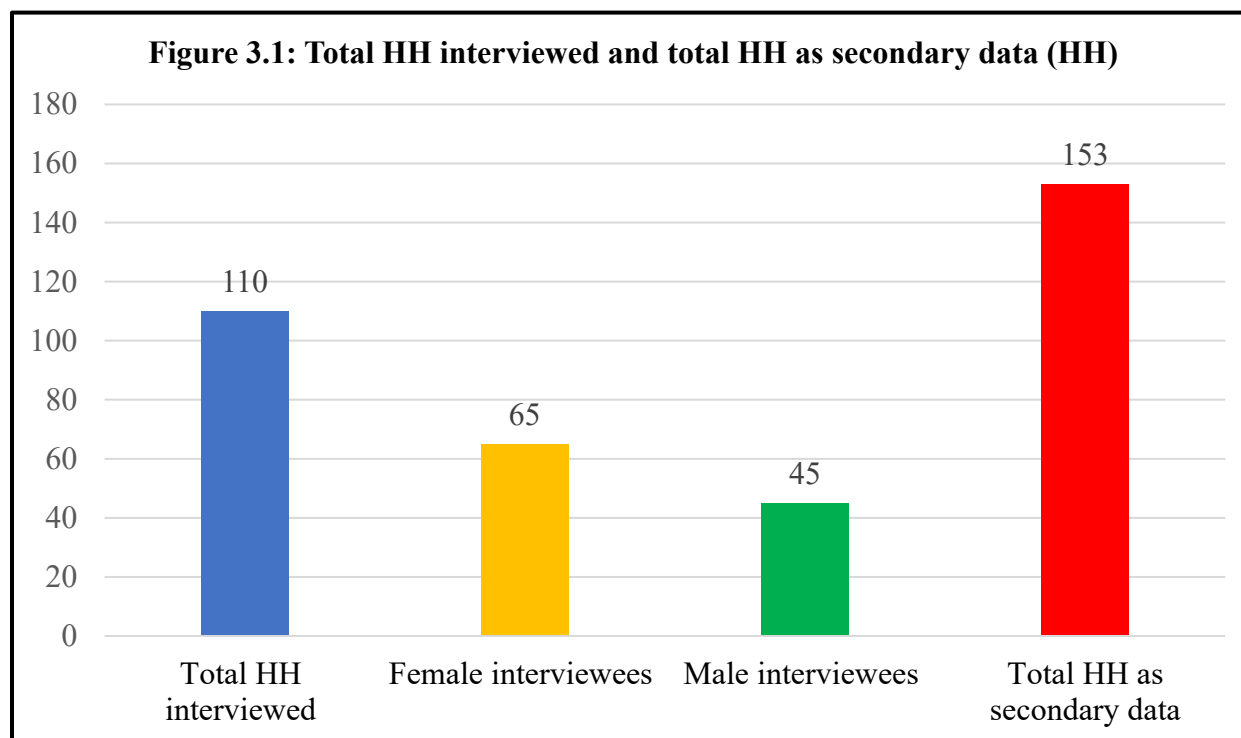
II. Data Collection Methodology

10. This study is divided into two phases in order to collect the data and information regarding to the targeted indigenous communities such as (i) secondary data sources collection is provided by the local authorities through the implementing officials of LASED III under provincial Department of Agriculture, Forestry and Fisheries (PDAFF) includes the total households (HHs), number of the population inside the village and community (included males, females and children, etc.), and (ii) primary data sources collection is gathered from the interview during the mission at the communities directly by using the prepared questionnaires (See the annexes).
11. Practically, the method used to collect the data and information of beneficiaries includes the organizing the orientational extensively meeting to introduce the objectives of the project, the purposes of the mission and mission team members in order to provide the information to the participants understand of the mission then arranging the interview of each participant. After that, the mission team will go directly to interview the rests who do not participate at every household remained. In order words, there are two different ways of interviews such as (1) individual and (2) group interviews in order to make every interviewee to be isolated without disturbing from another people or to ensure they are free at talking.
12. The mission was conducted provincially in **La Lai indigenous community/village, Kok Lak commune, Veun Sai district, Ratanakiri province** from **18 - 22 April, 2023** led by **Mr. Phon Reno**, leader of agro-industry sub-component and participated by other relevant technical sub-component under LASED III project as well as the implementing agency at sub-national officers under Ratanakiri PDAFF.

III. Results

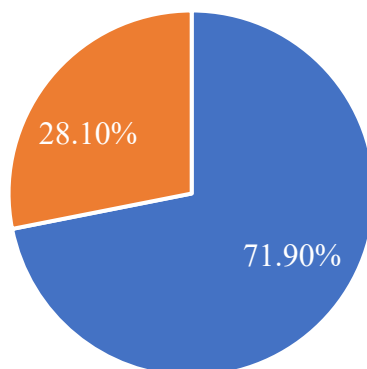
3.1 General Information

13. **La Lai indigenous community** is a village located in **Kok Lak** commune, **Veun Sai district**, **Ratanakiri province**, standing at north-east side, about **70 km** from **Banlung town**. The majority of citizens of this village are **Kavet Indigenous People (KIP)**. **La Lai** village is located as pointed through the mobile GPS 48 P 699767 1551186 and 48 P 699762 1551186, geographically. In addition, **La Lai** village has the reservation land for agriculture which measured by GPS as indicated via UTM (X, Y) 695351/1556196, 695151/1558868, 693376/1103086, 697289/1103204.
14. According to the secondary data from village chief of **La Lai village**, the total population inside this village is 604 IPs (Includes 304 females and 300 males) equals to 153 households (HHs). However, once the mission team has completely interviewed all families in this **village** there are totally about 110 HH (F 65; 59.09%, M 45; 40.91%) (See figure 3.1 below).



15. Therefore, the percentage of the households interviewed is approximately 71.90% of the total family in **La Lai indigenous community** or **La Lai village** while there are only 28.10% were not interviewed (See figure 3.2 below).
16. **Veun Sai District** is a district located in **Ratanakiri Province**, in north-east Cambodia. The town of **Veun Sai** is located in the district. It is approximately 38 km north by road of **Banlung** and is located on the **Tonlé San River**. The headquarters of **Virachey National Park** are located in the village.

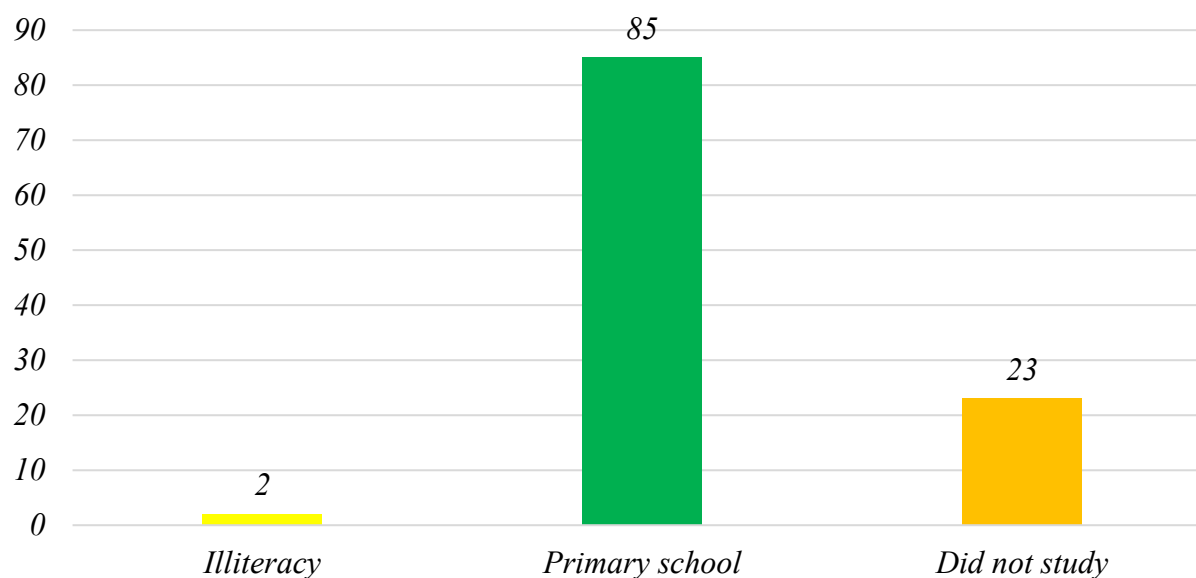
Figure 3.2: Percentage of HH interviewed VS Non-interviewed (%)



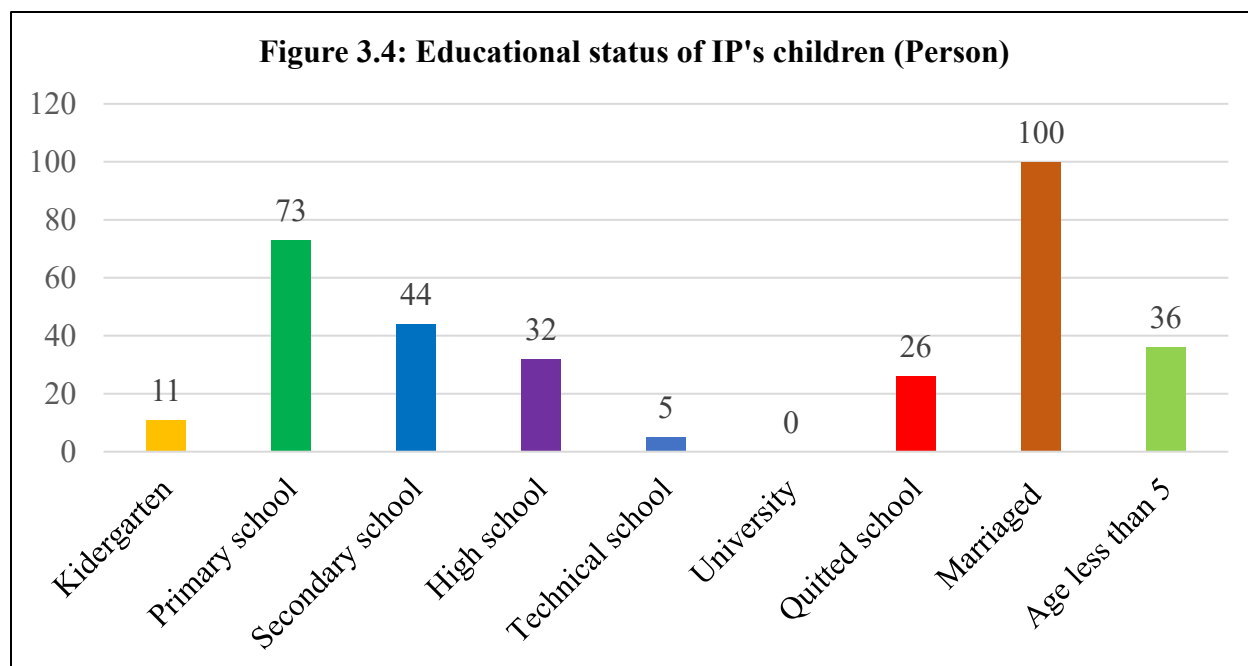
■ HH Interviewed ■ HH Non-interviewed

17. According to the data interviewed, the educational level of interviewees at illiteracy, primary school and did not study rate is about 1.82% (02 Pers), 77.27% (85 Pers) and 20.91% (23 Pers), respectively (See figure 3.3: Interviewees' educational level).

Figure 3.3: Interviewees' Educational Level (Person)



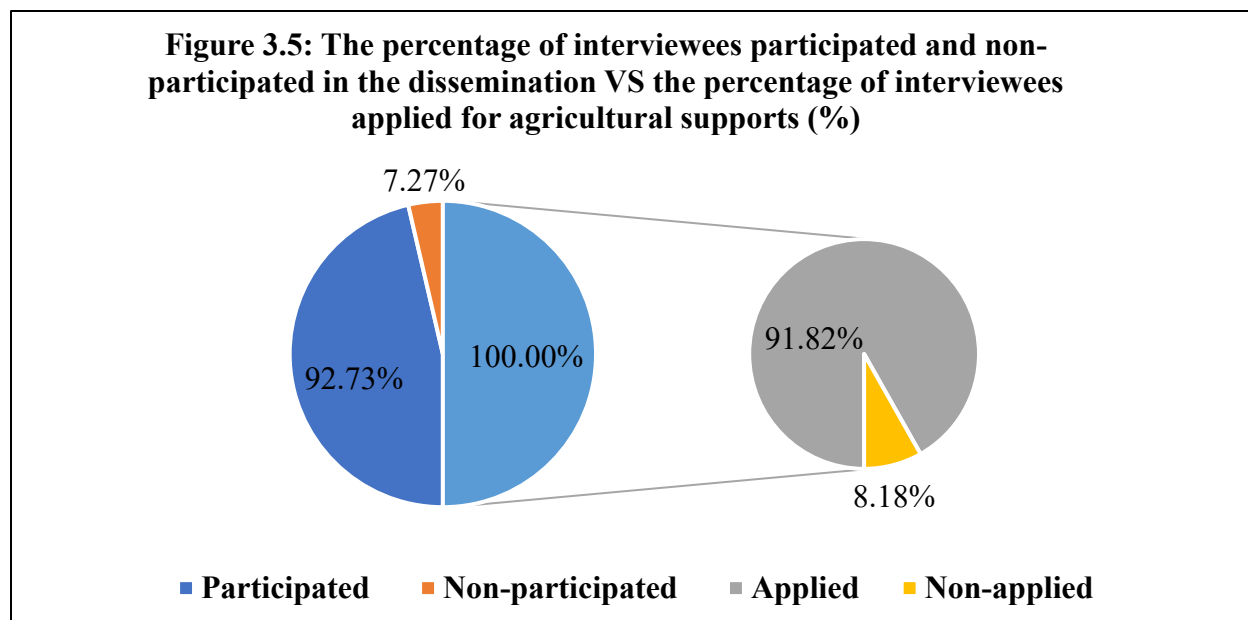
18. Based on the interviewed data, there are approximately 327 IP's children which consist of 113 and 114 of girls and boys, respectively. At the same time, those children are mostly studying at primary school, some at secondary school and some at secondary school and high school inside and outside the village. By the way, there are approximately 7.95% of those children were quitted the school (See the figure 3.4) while there are 05 technical school as well as 100 were marriage already.



19. Since early year of starting the LASED III project, the MAFF team has already organized the dissemination among them so that **La Lai village** has intentionally applied for agricultural supports since 2021. However, during the dissemination, some of IPs did not join because of some reasons related to their personal daily works, his/her family joined instead of them so that once the interview they have mentioned it. In fact, there are more than 92.73% of the total IP has been participated the dissemination days conducted by MAFF, PDAFF, MLMUPC, etc. However, during the interview, it is shown that the percentage of the interviewees responded that they have rationally applied for the agricultural supports with MAFF or PDAFF team is representatively almost 91.82% of the total interviewees. So, it means that they are willing to get more technical supports from MAFF on economic and livelihood development to promote their daily life. According to the interview, the technical supports in term of agriculture are raising animal (Chicken, duck and cow), aquaculture (fish raising), crops farming especially industrial crops such as cashew nut and cassava production, horticulture (safe vegetable farming, organic farming and fruits), contract farming and markets linkages training, agricultural processing techniques, nutrition sensitive agriculture, food safety, producers group establishment and other related technical supports (See Figure 3.5 below).

20. Essentially, agricultural marketing covers the services involved in moving an agricultural product from the farm to the consumer. These services involve the planning, organizing, directing and handling of agricultural produce in such a way as to satisfy farmers, intermediaries and consumers. In addition, numerous interconnected activities are involved in doing this, such as planning production, growing and harvesting, grading, packing and

packaging, transport, storage, agro- and food processing, provision of market information, distribution, advertising and sale. Effectively, the term encompasses the entire range of supply chain operations for agricultural products, whether conducted through ad hoc sales or through a more integrated chain, such as one involving contract farming.



21. Rationally, even though the interviewees' answers had joined the dissemination day not hundred percent but they are willing to welcome the LASED III project inside the **La Lai village** largely as indicated in the agricultural support application requested.
22. Recently, the infrastructures inside **La Lai village** include the earth roads and laterite roads, approximately 6.5 km and there is the DBST road about 0 km. Regarding to the water sources, there is a stream about 5 km length. Some of the people inside the village used to catch fishes traditionally in this stream. For the educational infrastructure, there are one building of primary school named **La Lai Primary School** and there is also an indigenous community headquarter/community office. As per observation, there are two buildings of health post located not in this village where they have to travel about 5 km from the village to get the health services at the health post⁶.
23. Additional remarks to the infrastructure: infrastructure enables economic growth and it is essential to a domestical and regional economic development. It allows for business operations, provides jobs; for instances the local teachers; and promotes the exchange of goods and services.

⁶ Bar Kham commune, Pa Te commune, and Saom Thum commune. Lum Choi commune has four villages such as Lae village, Ka Te village, Trang village, and Un village.



Photo 3.1: Physical Infrastructure of La Lai village

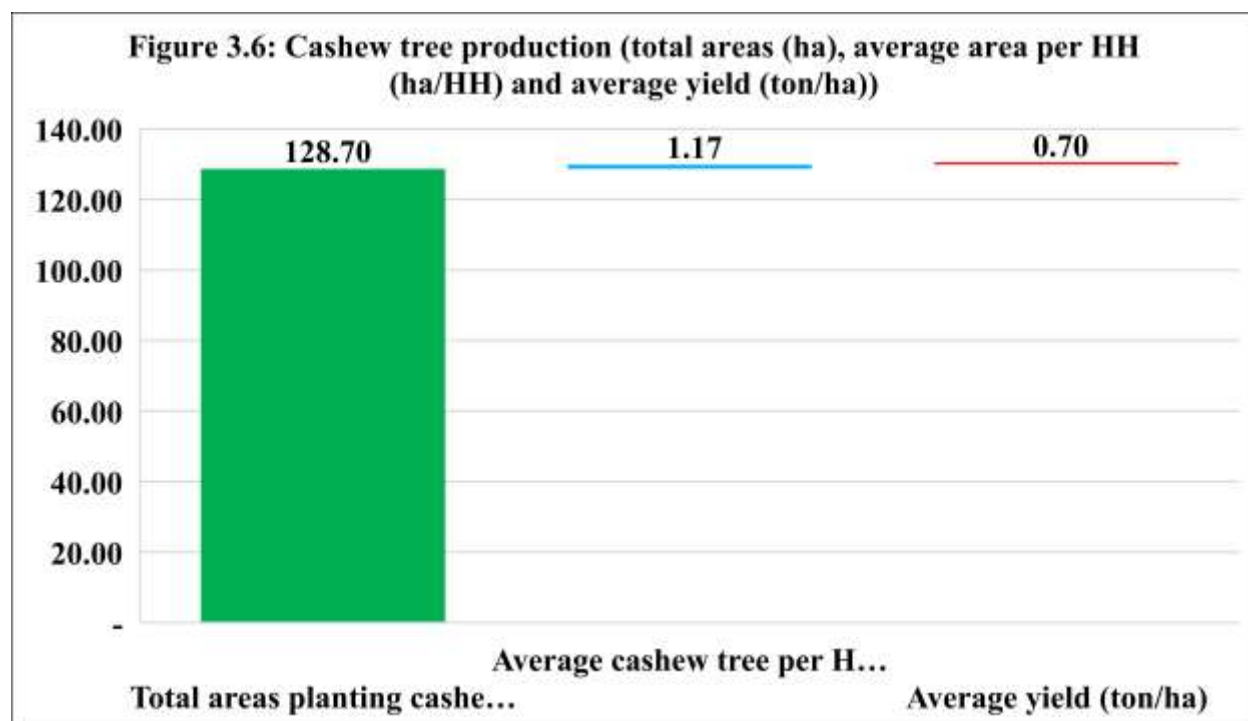
24. If we look at daily life and livelihood in general, the Kavet people in the indigenous community of **La Lai village** have been engaged in agriculture, including the cultivation of industrial crops (cashew and cassava), paddy/rice, vegetables, raising animals (mostly cattle, mice pigs and chickens), fishing traditionally in the stream, beside that they are selling the labor force to moving grass, pick the cashew nut, clearance the forest, collect the rubber resin, Khmer traditional medicine, selling groceries, food and other materials, and construction in and outside the village, handicraft, teachers, dig a well for the people inside the village, harvest the cassava, etc. Additionally, there are about 252 labor forces in agricultural sector.

3.2 Crops Production Potential

3.2.1 Cashew Tree Production

25. According to the interview of all 110 HHs, it is indicated that total areas of cashew tree plantation is approximately 128.70 ha which means that there is approximately 1.17 ha per household in average. For the cashew tree's age is between 3 years old to 20 years old only. In 2022, the total cashew tree harvested areas was almost 114.70 ha of total planting areas which its yields harvested were approximately 89.87 tons. So, the average yield is approximately 0.70

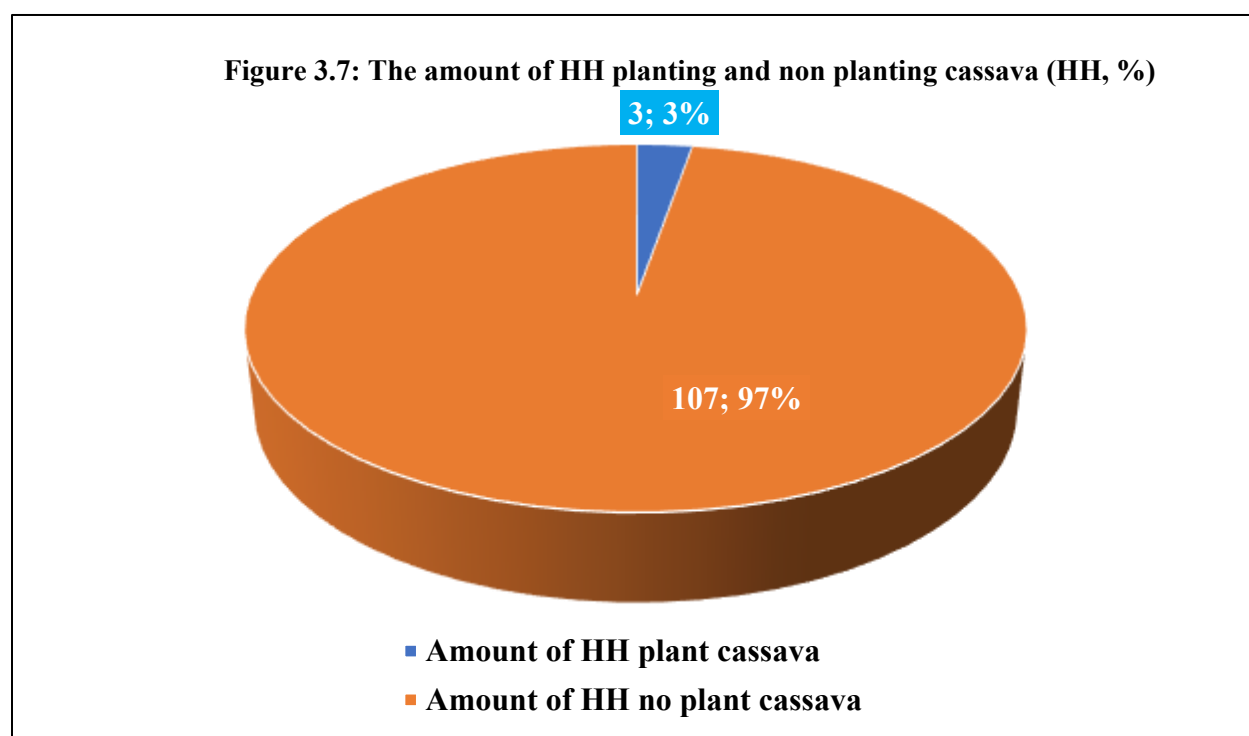
tons per hectare. Economically, they sold the cashew nut with minimum prices and maximum prices 3200 - 5000 riels, respectively (See figure 3.6 below for more information).



26. According to the Cashew nut Association of Cambodia (CAC) president Uon Silot said there are several varieties grown in Cambodia – M 1 or SM 1, M 23, IM 4, M 10, H 09, M 7 and SAN 1. Of these varieties, M 23 is the most cultivated, accounting for more than 60 per cent of the total area dedicated to cashew farming. In addition, according the Cambodian Cashew Nut Association (CAC), the average yield of cashew nuts is 1 to 1.5 tons per hectare, depending on soil quality, cultivation and crop maintenance as well as cashew variety while some areas can yield up to 3 tons per hectare. Seasonally, the cashew harvest season usually begins in February and lasts until the end of May, annually. Naturally, the cashew tree planted by its nut will be released the blossom of flowers at 3 to 5 years old.
27. It is true that cashew nuts during the early harvest season get better prices. In recent year, cashew nuts currently cost 5500 riel per kilogram, while prices fluctuate. The price of last year's harvest started from 6000 riel per kilogram. However, the current price is still good if farmers follow the standard of care. In these few years ago, "despite the challenges faced by the Covid-19 pandemic, farmers can still get between \$ 1500 and \$ 2000 per ton," according the CAC, and "prices can drop to \$ 1 per kilogram, but farmers can still make a profit". Recently, most of the cashew nuts grown in the Kingdom of Cambodia are M 23.

3.2.2 Cassava production

28. There is only 03 HHs that have just have been cultivated the cassava which estimated approximately 3.50 ha as they just plant it. In addition, they might have planted cassava and harvested already. In fact, there are more reasons included lack of varieties of cassava resistance with diseases, lack of NGOs and public sector support on its farming technique and other supports, no cultivation land, etc. On the other hands from the previous experiences, cassava is the second main economical crop among other indigenous communities to be grown annually. For details of every household plant cassava is attached in the annex 3.7 below.
29. Normally, the yield of cassava is between 15 and 25 tons per hectare while some areas its yield is 35 tons per hectare. According to the news released by ministry of commerce, in December 2021, the average price of dried cassava was between 786-869 riel per kilogram, while in December 2020 it was 667-875 riels in some areas of Cambodia. In addition, fresh cassava costs 260-360 riels, compared to 267-363 riels. Last year, in some areas, the price of fresh cassava was 310 riel and dried cassava was 810 riel per kilogram.
30. In addition, as per previous research shown that the moisture content on a wet basis of freshly harvested cassava roots can vary in the range 62.5–75.4% (Kajuna et al., 2001; Mlingi, 1995⁷). Actually, Cassava roots tend to develop water-soaked tissues and begin to deteriorate rapidly.



⁷ Pornpraipech, P., Khusakul, M., Singklin, R., Sarabhorn, P. and Areeprasert, C., 2017. Effect of temperature and shape on drying performance of cassava chips. Agriculture and Natural Resources, 51(5), pp.402-409. Available at: <https://doi.org/10.1016/j.anres.2017.12.004>.

3.2.3 Rubber Production

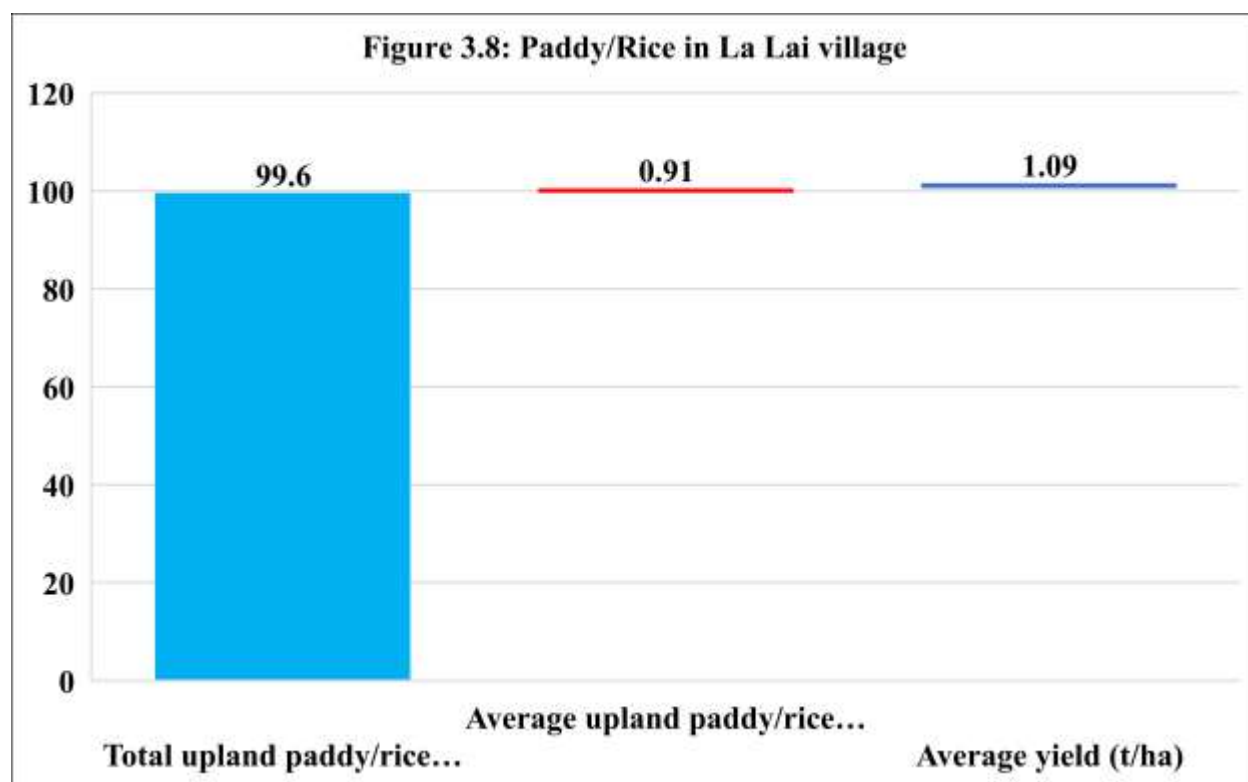
31. As per interviewed, no family plant the rubber tree in **La Lai village**. Actually, as per observation, there is no rubber tree too.

3.2.4 Paddy/Rice Production

32. Besides growing cashew, cassava and rubber, there are approximately 99.60 hectares of paddy/rice production (Rainy season paddy/rice) with the total quantity yields around 108.52 tons equally of both traditional planting method (upland rice) and there are only 07 interviewees mentioned that they do not cultivate rice crops because of several reasons.

33. According to the figure 3.8 below shows that an average of upland paddy/rice area and an average of upland paddy/rice crop of the ethic people are approximately 0.91 ha per HH and 1.09 ton/ha, respectively.

34. In addition, according to the General Directorate of Agriculture's report in 2022, paddy/rice yield for Cambodia was 3.42 tons per ha⁸.

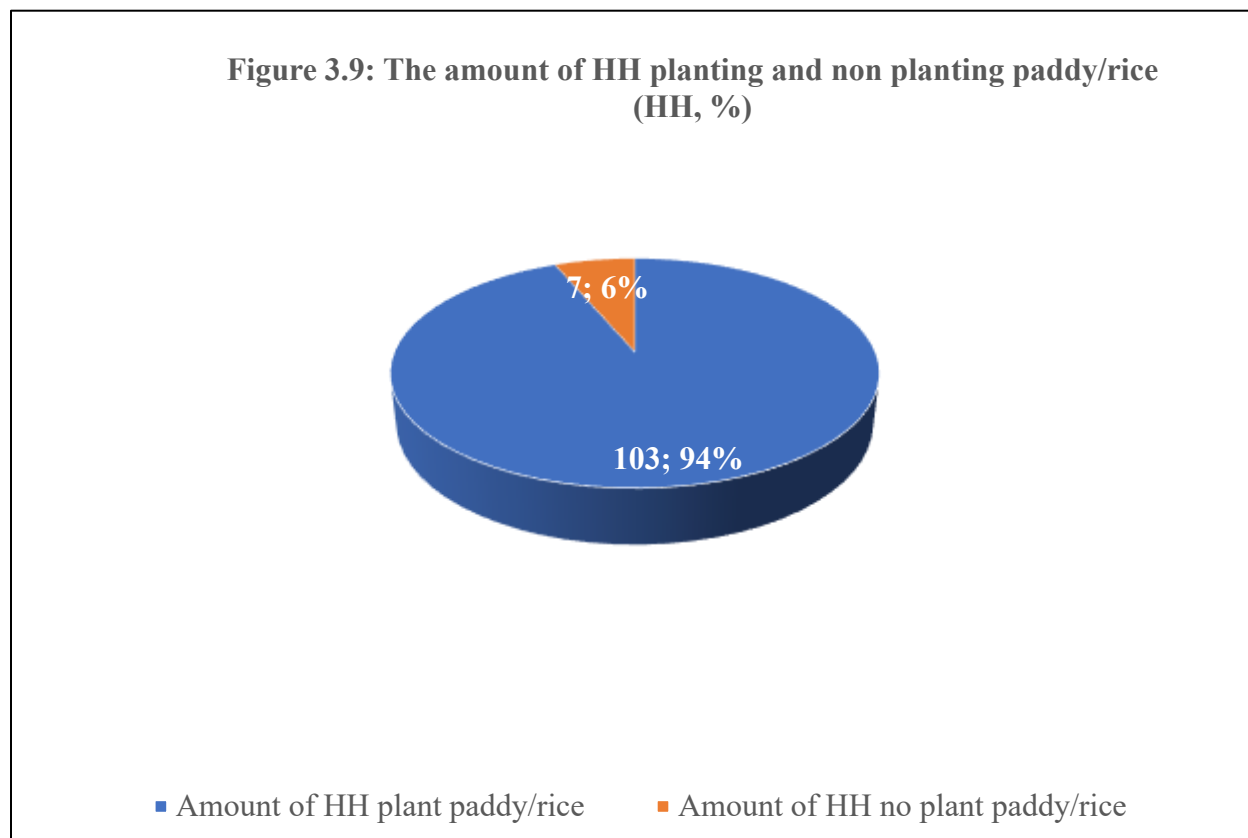


35. Additional remarks to rice production: Rice is Cambodia's major crop, its principal food, and, in times of peace, its most important export commodity. Rice is grown on most of the country's total cultivated land area. In addition, rice accounts for over 70% of Cambodia's agricultural

⁸ The General Department of Agriculture stated that in 2022, rice cultivation spread over 3.40 million hectares, which is equivalent to 110.40 percent of the annual plan, with a total yield of 11.62 million tonnes.

cropped areas and about 50% of the agriculture sector output. Production has notably increased in the past 2 decades, with a significant surplus exported mainly to Europe, reaching an encouraging 10% of the market shares.

36. According to the interview and it is mentioned in the figure 3.9 below, it is shown that 07 HHs among 110 HHs have not planted the rainfed upland paddy/rice crop while other households have been cultivated the paddy/rice traditionally with protective habits. However, some of them have expressed their mindset to update their practical in agricultural activities to increase the yields too.



3.2.5 Horticulture Crop

37. Vegetable is one among other edible crops of horticulture crop which is very essential for well-being consumption as foods and sources of trace elements required for human metabolism processes. According to the interview of all 110 HHs in **La Lai village**, it is found that there are few households cultivating the vegetables. However, the fruits tree is planting in the village too such as jackfruit tree, coconut, mango, lemon, etc. In addition, for related herb and spices, it is found that they are growing lemongrass leaves, turmeric, tamarind, basil leaf hot, basleaf, cucumber, red chili, spring onion, eggplant, small chili red, small chili green, papaya, galangal, turmeric, Khmer plai, sweet potato, pumpkin, bitter melon, morning glory, etc.

3.2.6 Impacts on Crop Production

3.2.6.1 Soil Fertility

38. Soil fertility and plant nutrition encompasses the management of essential elements necessary for plant growth, typically to achieve selected management objectives even though soil fertility plays a vital role in natural systems of plant production for human uses (e.g., food, feed, fibre, energy, and landscape esthetics)⁹. An element is considered essential if it is required for plant metabolism and for completion of the plant's life cycle¹⁰. Typically, 17 elements are considered to meet these criteria and they are divided into macro-nutrients and micronutrients.
39. According to the interview on the soil fertility of this village, it is found that the soil status is considerably medium condition. If we look into the yield of crops inside the village, we can see that the yield is extremely higher than some other areas. In addition, it is answered that they spent less than 12,120,000.00 riels for agricultural inputs.

3.2.6.2 Challenges

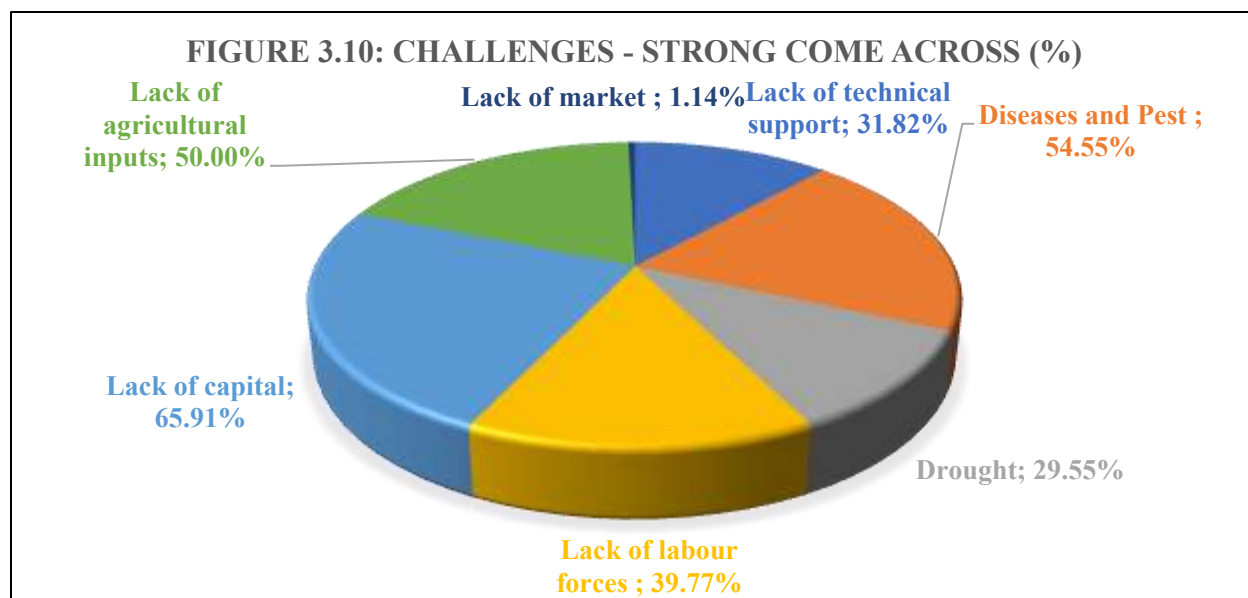
40. In order to get to know the existing challenges among the ethnic people of **La Lai village**, the ranking/rating questions¹¹ is used to gather the information from the respondents. In this beneficiary profile survey, it is rated from 1-5, starting from “**never come across**” to “**strongly come across**”, respectively, by using **Likert scale measurement**¹².
41. Figure 3.10 below is showing that among the total of **KIP** in **La Lai village**, there are approximately 89.09% (96 HHs), 86.36% (95 HHs), 68.18 (75 HHs), 20.00% (22 HHs), 59.09% (65 HHs), 32.73% (36 HHs), and 50.00% (55 HHs) have been slightly come across several challenges such as lack of techniques, pest and diseases, lack of agricultural inputs, lack of labour forces, lack of markets, drought, and lack of capital, respectively.

⁹ McGrath, J. M., Spargo, J., & Penn, C. J. (2014). Soil Fertility and Plant Nutrition. In Plant Health (pp. 166-184). Elsevier. <https://doi.org/10.1016/B978-0-444-52512-3.00249-7>.

¹⁰ Havlin, J.L., Beaton, J.D., Tisdale, S.L., 2005. Soil Fertility and Fertilizers: An Introduction to Nutrient Management. Upper Saddle River, NJ: Pearson Prentice Hall. Epstein, E., Bloom, A.J., 2005. Mineral Nutrition of Plants: Principles and Perspectives. Sunderland, MA: Sinauer Associates.

¹¹ Rating is a commonly used traditional method of performance appraisal. Under this approach, an employee is numerically rated from either 1-10 or 1-5 on various job performance criteria like attendance, attitude, performance, output, sincerity, dependability, initiative, etc.

¹² A Likert scale is a type of rating scale, often found on survey forms or questionnaires, that measures how people feel about something which can be useful in many different situations. A Likert scale, named after its inventor, the American social scientist **Rensis Likert**, is the most widely used psychometric approach to ask the audience about their opinion or feeling in survey research using usually 5 or 7 answer options range. Respondents can give a negative, neutral or positive response to a statement.

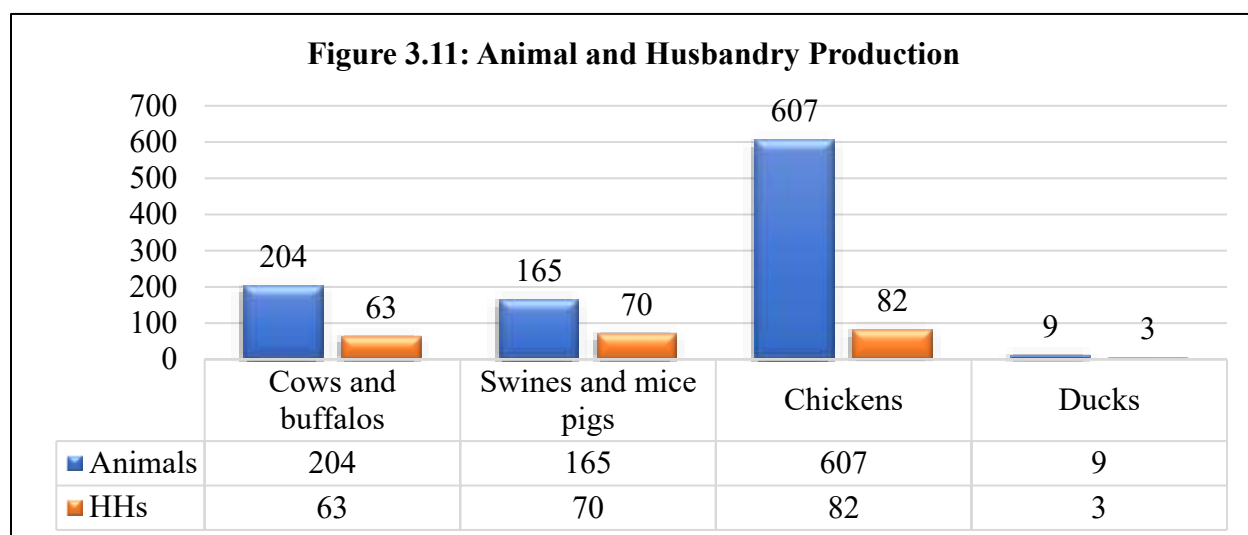


3.2 Animal and Husbandry Production Potential

3.2.1 Animal Production Statistic

42. According to the interview with all 110 HHs in **La Lai village**, it is found the potential of animal production and husbandry as well. Moreover, the poultry and husbandry production totally are approximately 985 animals which divided as figure 3.11 below.

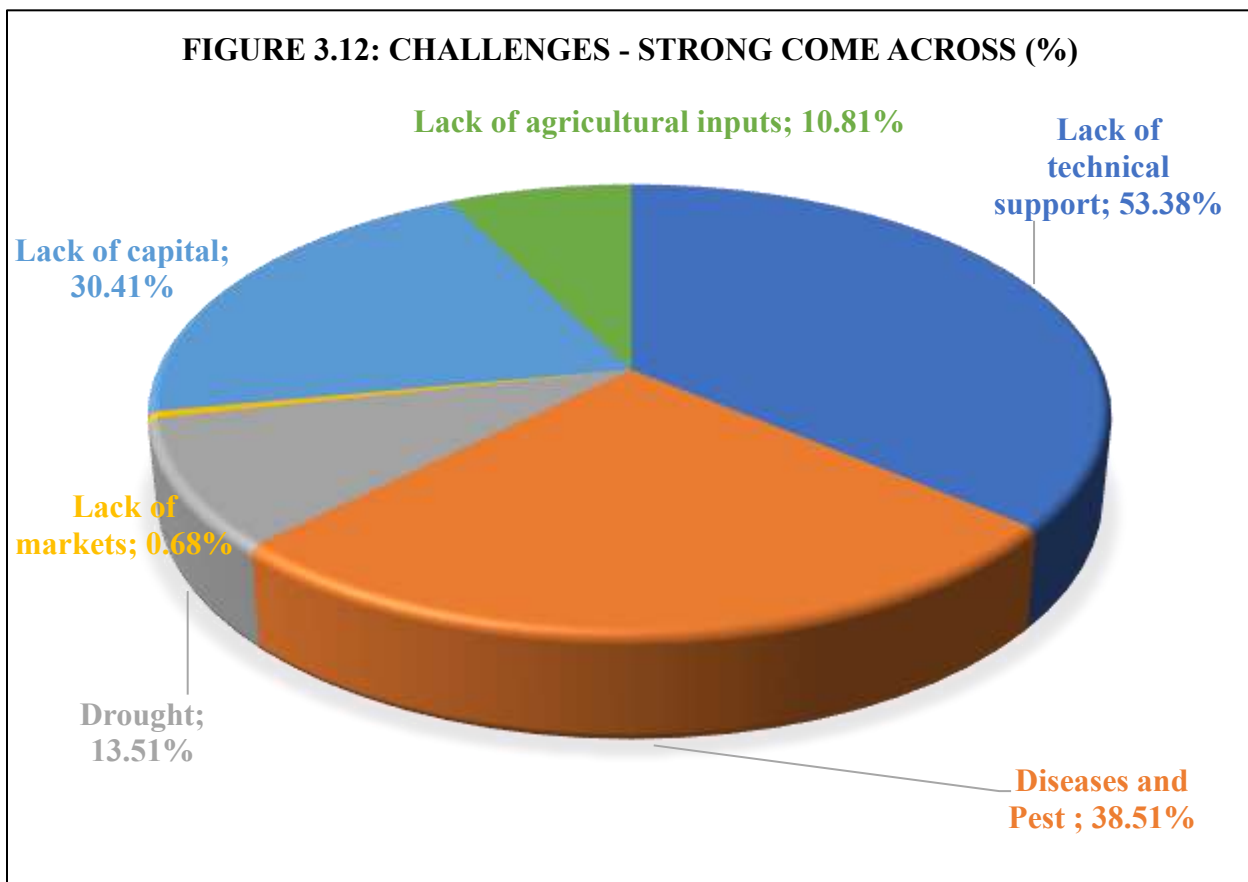
43. According to the interview with all of 88 respondents, it is found that the turnover into their family's economic from the animals and husbandry production is assumed approximately 32,895,000.00 riels (Equals to 7,957.18 USD¹³) as expressed into the animals' categories of cows (3,000,000.00 riels or 725.69 USD), buffalos (21,400,000.00 riels or 5,176.58 USD), swines and mice pigs (6,510,000.00 riels or 1,574.75 USD), and chickens (1,985,000.00 riels or 480.16 USD) while the production's expenditure is about 955,000.00 riels or 231.01 USD.



¹³ Exchange rate: https://www.nbc.gov.kh/download_files/economic_research/off_ex_rate_kh/oer_08-08-2023.pdf.

3.2.2 Challenges

44. As mentioned in the paragraph 40 above, Likert scale measurement is used to rate the perceptions of all respondents in **La Lai village** in terms of animal production's challenges occurred previously among their families. Logically, it is rated from 1-5, starting from “never come across” to “strongly come across”, respectively.
45. Figure 3.12 below is showing that among the total of CIP in **La Lai village**, there are approximately 70.91% (78 HHs), 67.27% (74 HHs), 5.45% (6 HHs), 26.36% (29 HHs), 7.27% (08 HHs) and 53.64% (59 HHs) have been strongly come across several challenges such as lack of techniques, pest and diseases, drought and lack of labour, lack of capitals, lack of markets, and lack of agricultural inputs, respectively. From this result, animal production and husbandry are mostly facing with technical constraint. Therefore, it is good to support them with suitable production.



46. Disease must be controlled whether it is affecting a pet or an entire flock of animals. A small outbreak of disease can spread and hinder the entire population. Quick detection and diagnosis can help prevent further spread. In addition, direct causes of disease are: (1) bacteria, (2) viruses, (3) parasites, (4) fungi, (5) nutritional deficiencies, (6) chemical poisons, and (7) unknown causes. Infectious diseases are the greatest threat to livestock health.

3.3 Fishery and Aquaculture Potential

3.3.1 Traditional Fishery¹⁴ Practices

47. According to the interview with all of 110 respondents, it is found that there are approximately 80 HHs equals to about 72.73% used to fish or fish traditionally inside their village. Significantly, they totally spent about 920,000.00 riels of all fishing families on the fishing materials for traditional fisheries. However, none of them used to do aquaculture in the village, according to the interview.

3.4 Agricultural Cooperative, Producer Group and Revolving Funds Group

48. According to the interview, it is found that there is neither agricultural cooperative nor producers groups establishment in **La Lai village**. However, once the team asked them about the establishment of producers group on cashew, cassava, rice, etc. they expressed to form up it in terms of market linkages with buyers.

3.5 Markets and Markets linkages

3.5.1 Contract Farming Implementation

49. As per interview all of them, it is found that both simple contract application and formal contract farming implementation are not applied yet in this **La Lai village**. In addition, either the training or orienting forum has never provided by both national institutions and PDAFF itself. Therefore, they should have been encouraged to be well disseminated about relevant legal documents of the contract farming implementation mechanism in terms of markets linkages promotion to direct buyers domestically.

3.5.2 Existing Markets

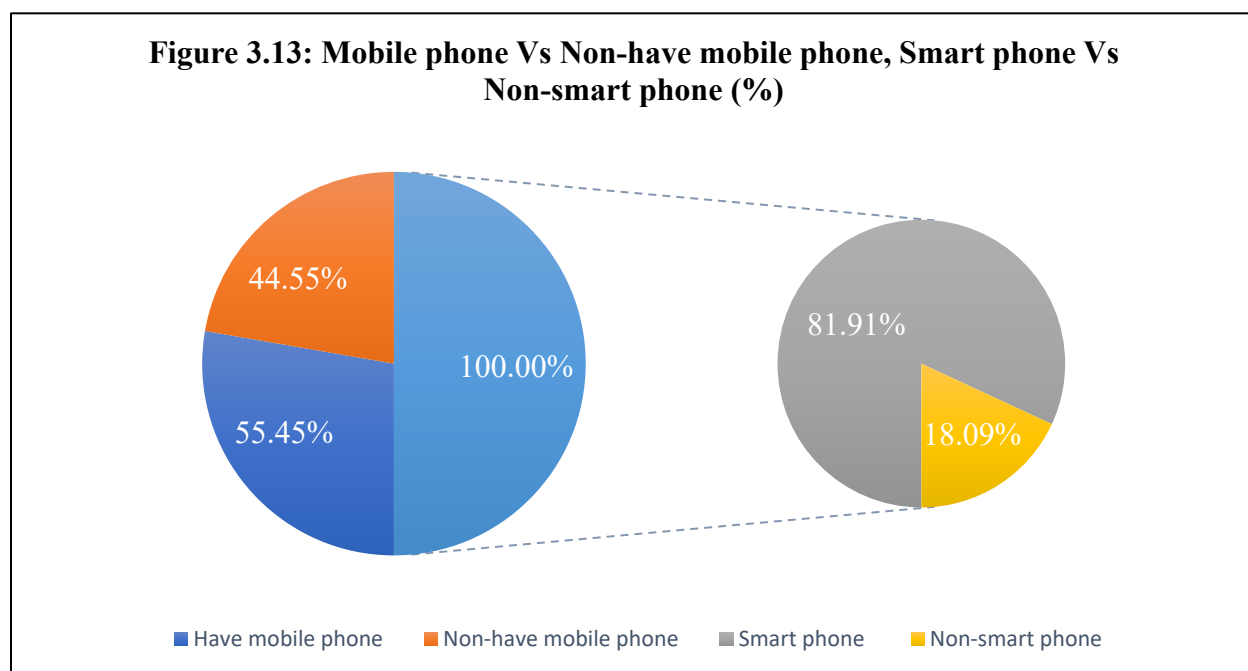
50. Nowadays, they are selling their agricultural products to the domestic middleman who have been collected the products to sell to the processing companies at the town and to the middleman of the neighbouring countries. As their practices, the middleman comes to pick up the cargos to their either warehouses or companies directly. In addition, some of them are selling their produces by themselves inside the village by using their own vehicles.

3.6 Extension and ICT

51. According to the interview, it is found that there are approximately 61 HHs equals to about 55.45% who have had the mobile phones while about 49 HHs equals to 44.55% do not have

¹⁴ Traditional fisheries involving fishing households (as opposed to commercial companies), using relatively small amount of capital and energy, relatively small fishing vessels, making short fishing trips, close to shore, mainly for local consumption. In some communities, traditional fishing community is a defined group of people who share identity and attachment toward one another and interact on an ongoing basis to perform activities along the fisheries value chain based on experiential knowledge accumulated over time and passed along generations (Berkes 2001; Johannes 2003; McGoodwin 2001).

the mobile phone. Totally, their mobile phone is calculated approximately 94 phones while it is estimated about 77 smartphone equals to 81.91%. Figure 3.13 below shows about the mobile phone utilization in **La Lai village** as per all 110 respondents interviewed.



52. However, there are approximately 5 respondents equals to 4.54% had used their mobile phones to either search or watch the videos related to the agricultural extension programs; such as crops farming, aquatic application, animal and livestock raising, etc.; even though they have used mobile phone individually. In addition, they also search for the market application such as *CamAgriMarket app*, *Tonle Sap Mobile app*, *Chamka Mobile app*, etc.

53. By the way, according to the interview, it is found that there are more than 81.82% (90 HHs) who did not attend the training provided by either NGOs or governmental agency while there approximately 18.18% (20 HHs) who used to attend the training. The trainings covered on the technical crops farming and compost fertilizer making, fish aquatic farming and livestock farming.

3.7 Economic Analysis¹⁵

3.7.1 On Farm Incomes

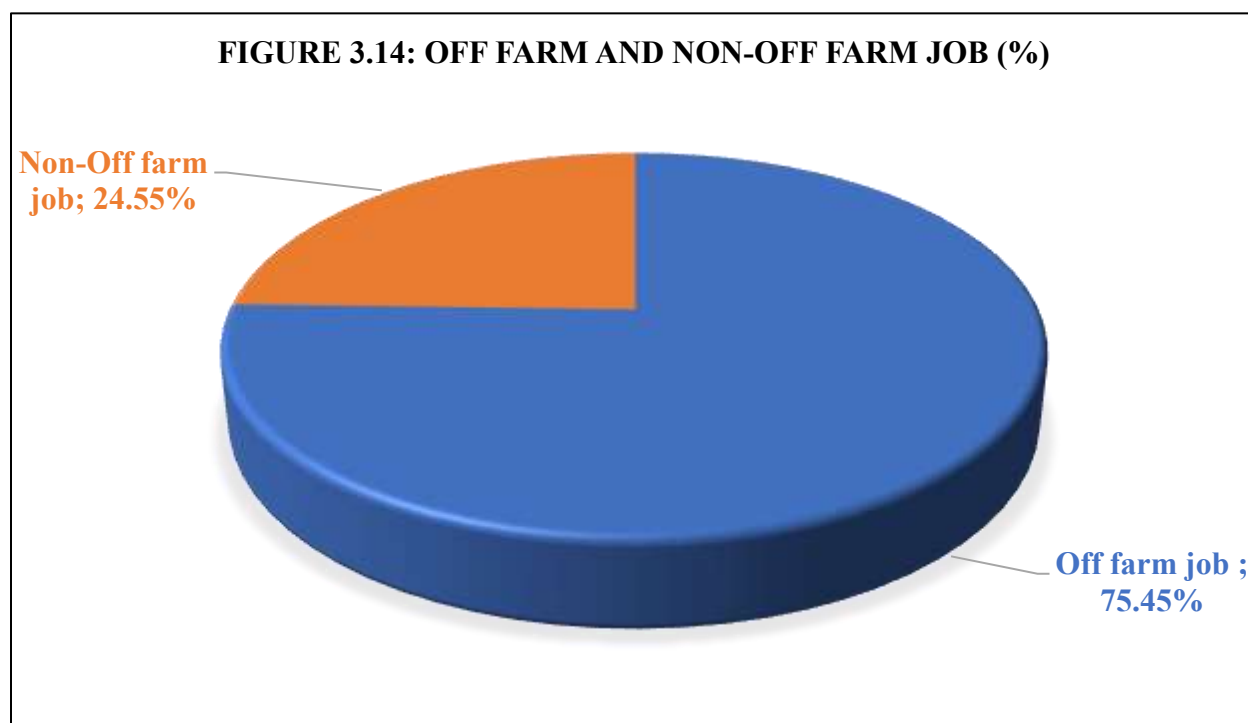
54. According to the interview of all 110 HHs, it is found that a huge income of villager in this villages come from agriculture farming activities. In fact, the total revenue from agricultural

¹⁵ Economic analysis essentially entails the evaluation of costs and benefits. Economic analysis helps us to make decentralized decisions on the appropriate choices between competing uses of resources, with costs and benefits being defined and valued so as to measure impacts of the projects on the broad development objectives of the country.

products sold last year based on the interview was approximately 251,785,000.00 riels equals to 60,905.90 USD while it is also found that the production cost on agricultural farming is approximately 24,225,000.00 riels equal to 5,859.94 USD.

3.7.2 Off Farm Incomes

55. By the way, besides agriculture farming activities, it is found that there are about 75.45% (83 HHs) have been working in other sector assumed as non-farm jobs while there are about 24.55% (27 HHs) mentioned that they did not get the non-farm jobs as stated in Figure 3.14 below. According to the interview, the total revenue earns from non-farm job accounts approximately 121,890,000.00 riels equal to 29,484.76 USD.



3.7.3 Household Food Security (HFS)

56. Household food security can be defined as a household having assured sets of entitlements from food production, cash income, reserves of food or assets and/or government assistance programmes such that in times of need they will be able to maintain sufficient nutritional intake for physical well-being. Recently, sustainable food system is a type of food system that provides household food consumption more efficiency in terms of food security and nutrition.

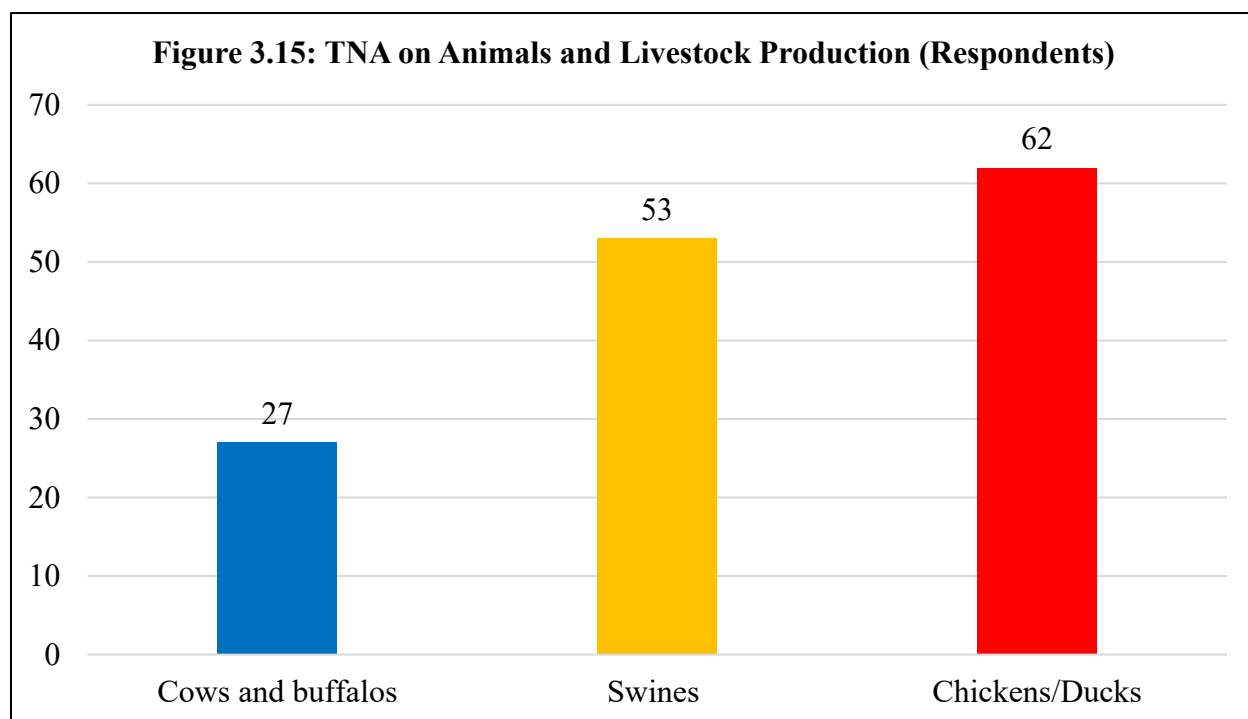
57. Food security occurs when all members of a household at all times have reliable access to food in sufficient quantity and quality to support an active and healthy life. While food security

(Source: Edomah, N., 2018. Economics of energy supply. Reference module in earth systems and environmental sciences, pp.1-16.)

involves food availability, accessibility, utilization and stability, the majority of attention appears to be focused on the increasing number of foods in India that are available yet inaccessible to the population.

3.8 Training Needs Assessment¹⁶ (TNA)

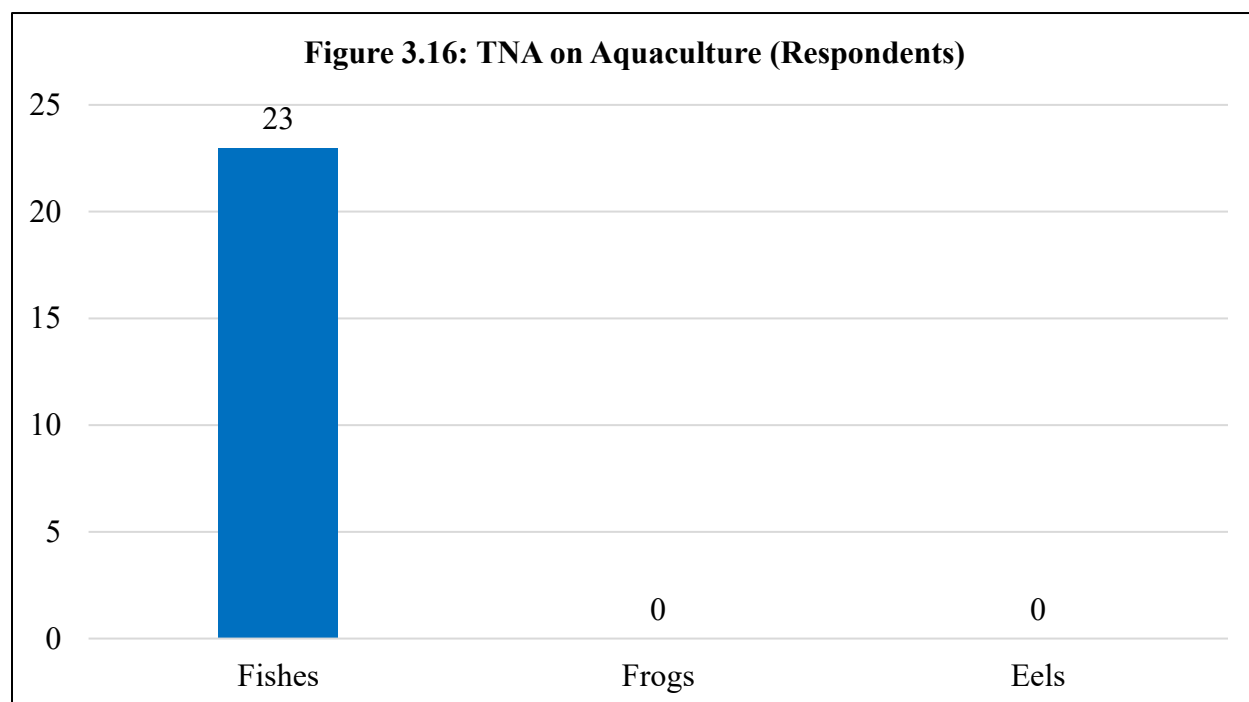
58. In this beneficiary profile survey, the TNA is divided into five categories such as (i) the assessment on the animal and livestock production, (ii) the assessment on the fishery and aquatic production, (iii) the evaluation on the crops production, (iv) the assessment on the nutrition sensitive agriculture, and (v) the assessment on the contract farming implementation. For details of TNA questionnaires is attached in the annex 4.8 below of this report.
59. According to the results of interview of all 110 respondents, it is found that, for the animal and livestock production, there are 27, 53, and 62 respondents want to get the training on cow/buffalo, swine, chicken and duck raising production, respectively, as stated in the figure 3.15 below. Remarkably, the technical trainings shall have been covered on animals raising, breeding, feeds making, vaccination, diseases treatment, cage preparation, business planning preparation and other technical supports. In addition, each respondent is able to answer and chose more than one option during the interview.



¹⁶ “Training Needs Assessment” (TNA) is **the method of determining if a training need exists and, if it does, what training is required to fill the gap**. TNA seeks to identify accurately the levels of the present situation in the target surveys, interview, observation, secondary data and/or workshop. Available at:

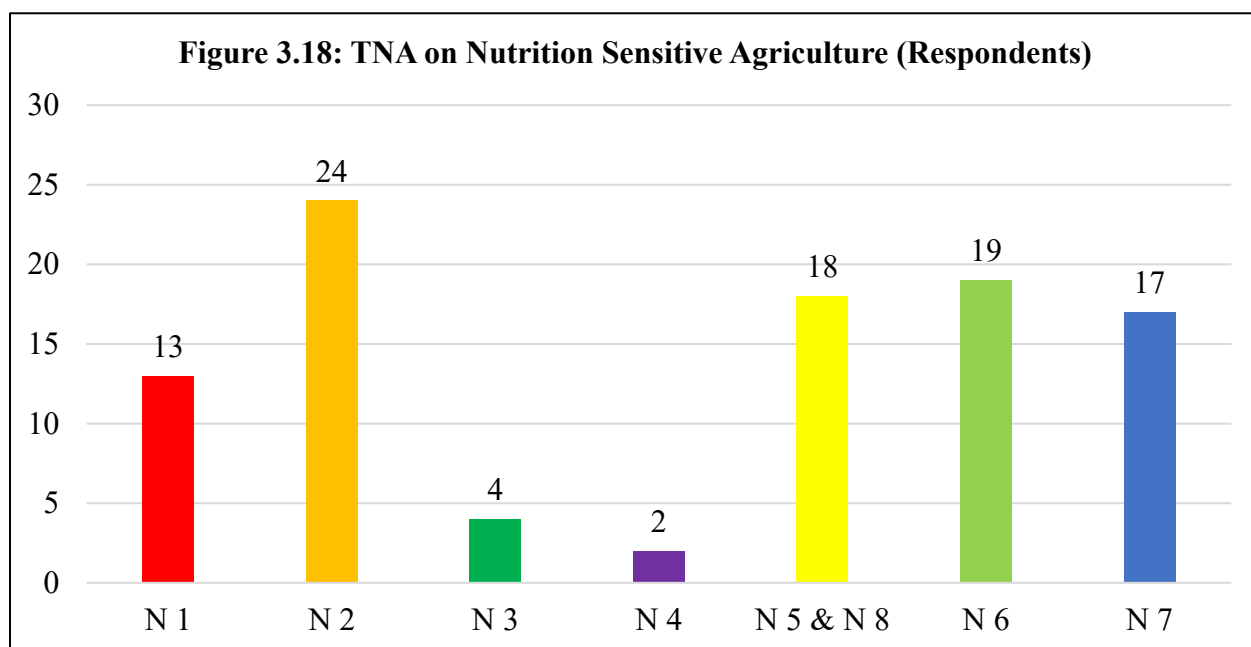
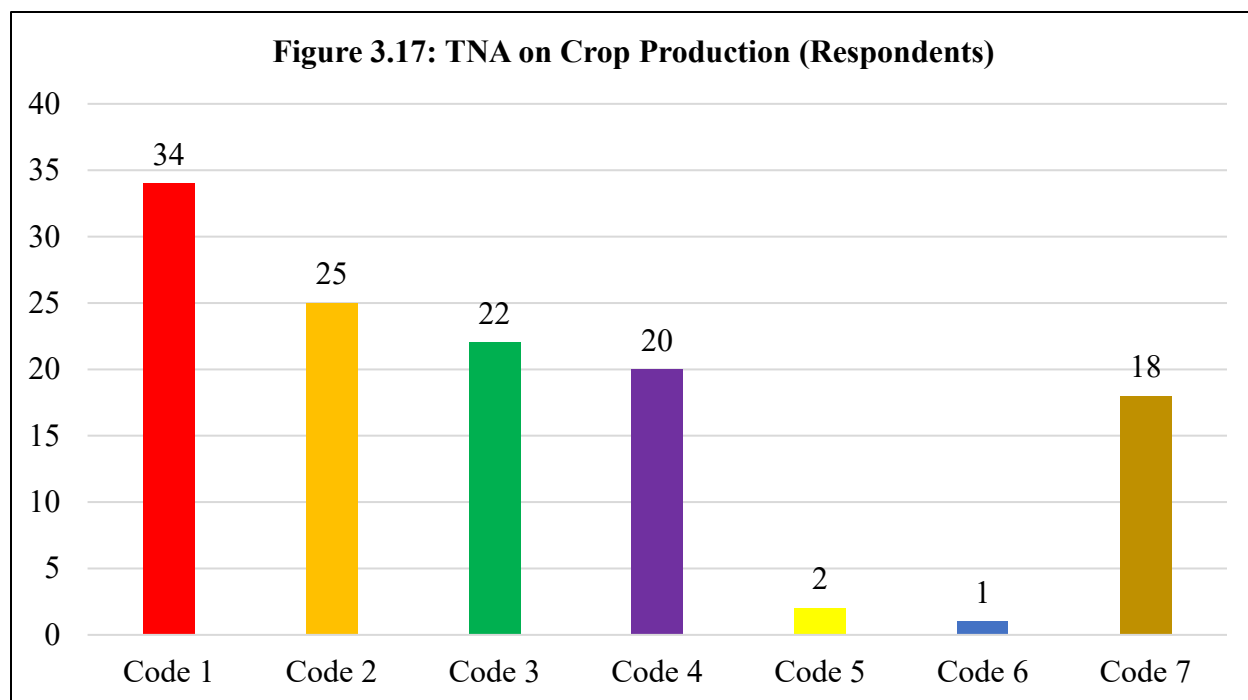
https://www.jica.go.jp/project/cambodia/0601331/pdf/english/3_TNA_01.pdf.

60. Figure 3.16 below shows about the TNA on aquaculture, according to the results of interview of all 110 respondents. As results, it is found that there are 23, and 0 respondent want to get the training on fishes, frogs and eels, respectively. Remarkably, the technical trainings shall have been covered on animals raising, breeding, feeds making, vaccination, diseases treatment, cage preparation, business planning preparation and other technical supports. In addition, each respondent is able to answer and chose more than one option during the interview.

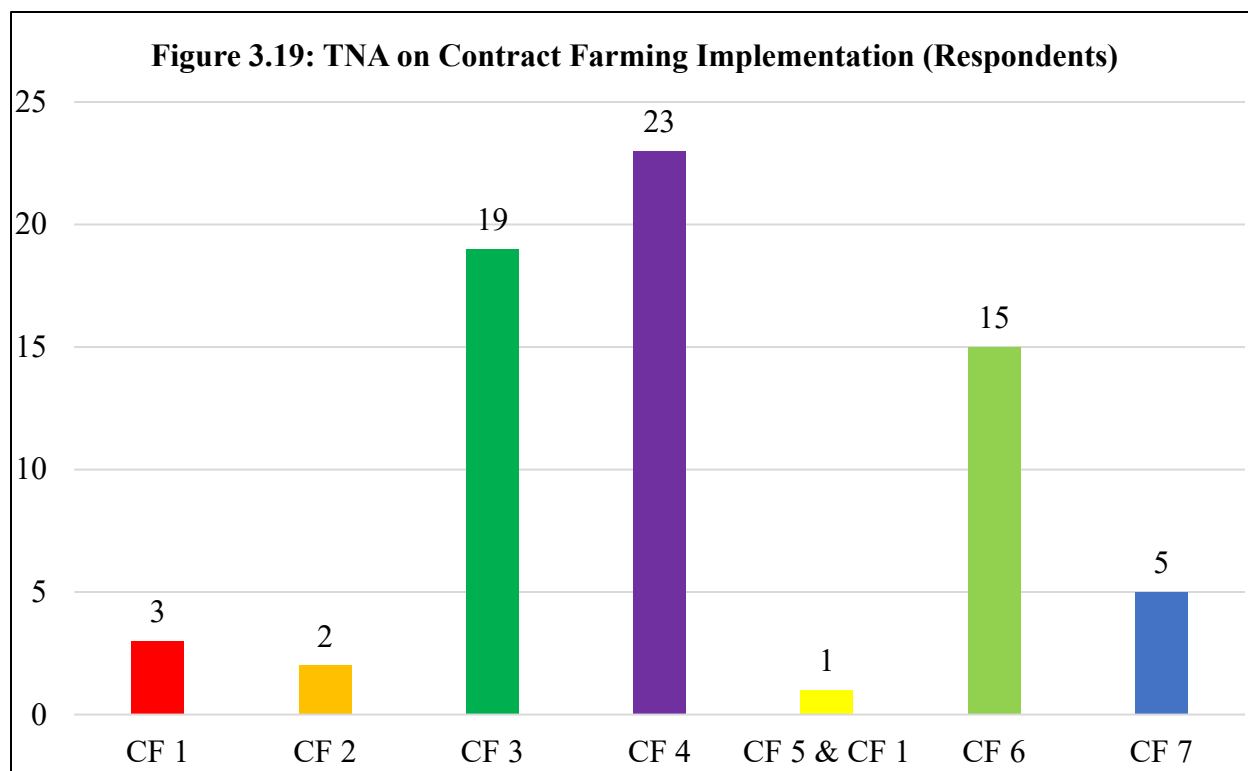


61. For TNA on crops production, it is orderly coded for each specific title from **Code 1** to **Code 10**. According to the interview with all 110 HHs on the TNA of crops production, it is found that the **Code 1**, **Code 2**, **Code 3**, **Code 4**, **Code 5**, **Code 6**, and **Code 7** have been rationally rated as following results **34**, **25**, **22**, **20**, **2**, **1**, and **18** responses, respectively. Figure 3.17 indicates about the the TNA on crops production based on the interview. Noticeably, each respondent is able to answer and chose more than one option during the interview.

62. For TNA on nutrition sensitive agriculture (NSA), it is orderly coded for each specific title from **N 1** to **N 13**. According to the interview with all 110 HHs on the TNA of NSA, it is found that the **N 1**, **N 2**, **N 3**, **N 4**, **N 5 & N 8**, **N 6**, and **N 7** have been rationally rated as following results **13**, **24**, **4**, **2**, **18**, **19**, and **17** responses, respectively. Figure 3.18 below indicates about the the TNA on NSA based on the interview. Noticeably, each respondent is able to answer and chose more than one option during the interview.



63. For TNA on Contract Farming (CF) implementation, it is orderly coded for each specific title from **CF 1** to **CF 9**. According to the interview with all 110 HHs on the TNA of CF implementation, it is found that the **CF 1, CF 2, CF 3, CF 4, CF 5 & CF 9, CF 6, and CF 7**, have been rationally rated as following results **3, 2, 19, 23, 1, 15, and 5** responses, respectively. Figure 3.19 indicates about the the TNA on CF implementation based on the interview. Noticeably, each respondent is able to answer and chose more than one option during the interview.



3.9 Conclusion

64. After having interviewed with all 110 respondents and having compiled of all information into this beneficiary report, it is vitally and briefly concluded as following that (1) the potential crops production such as upland paddy/rice (Total planting areas 99.60 ha, total yields 108.52 tons, average land holding 0.91 ha/HH, average yield 1.09 ton per hectare), cashew tree (Total planting areas 128.70 ha, total yields 89.87 tons, harvested areas last year 114.70 ha, average land holding 1.17 ha/HH and average yield 0.70 ton/ha), (2) the potential animals and livestock production such as cows (128 heads), buffalos (76 heads), swine and mice pigs (165 heads), chickens (607 heads), and ducks (09 heads) as well as (3) the potential of other related agricultural practices.

65. For the poverty line in **La Lai village**, it is economically assumed that they are considerably living under poverty line¹⁷ because of their daily income (in total approximately 8,703.61 riels/day/HH (equals to 2.11 USD/day/HH) which is calculated based on on farm (5,667.75

¹⁷ The Cambodia Poverty Assessment 2022: Toward a More Inclusive and Resilient Cambodia shows the country has made remarkable progress in reducing poverty over the past decade, but that some recent gains have been threatened by the impact of the COVID-19 pandemic on the economy. Cambodia has updated the poverty line based on the Socio-Economic Survey 2019-2020, where the national minimum is set at 10,951 riels (about \$ 2.7) per person per day. Accessed on Jan 30th, 2023 from the source available at:

<https://documents1.worldbank.org/curated/en/099155111222239793/pdf/P1735940c0e8b508d0b80e0c7375c89d9c0.pdf>.

riels/day/HH) and off farm (3,035.87 riels/day/HH)) is more than 2.67 USD per day per household¹⁸. However, there are some people inside the village still facing the problems on food security consumption via household due to several reasons such as the age, the land shortages, etc. during the interviewed. In overall, the people are considerably living above the poverty line.

66. At the same time, it is totally concluded that the percentage of know-how on the technology application via the mobile phone to access either the agricultural farming documents or markets information and so on even though they had had the smartphone is tremendously low level. In addition, it is remarkably concluded that the opportunities to get the agricultural technical trainings is such more than they were being since the past decades. Truly, it means that they used to be instructed about the agricultural techniques as mentioned above as well.

3.10 Suggestions

67. Through the TNA results, the LASED III project shall formulate the adequately strategy to support them in terms of technical and practical supports relatively. For instances, the supporting of livestock production and animal production to increase their productivity and vegetation farming as they are doing presently.
68. In terms of markets and markets linkages, the LASED III project shall firstly define the group of interest to form up the legal producer groups officially in order to get the benefits of business matching platform preparation and contract farming¹⁹ negotiation for better markets guarantee.
69. It is economically useful to help farmers increase their incomes by enabling them to sell their products at higher prices. In addition, it allows farmer members to negotiate as a group and help small farmers in both output and input markets. At the same time, the revolving fund is established to carry out specific activities, and the primary advantage of this fund is it may be loaned or spent repeatedly among the producer groups. It can support the either land recipients or ethnic groups as well.

¹⁸ This is to remark that this data does not reflects to the whole national assessment by using this collected data from each 88 HHs in **La Lai IC village**. However, this data is purposively used under the LASED III only. In addition, it is just using the national data for comparison to assume the current status economic of this ethic people group.

¹⁹ Contract farming (CF) is increasingly seen as an effective mechanism to maximize the inclusion of and benefits for small-scale farmers, while giving some control over production to agribusinesses without requiring land ownership. In Cambodia, CF takes many forms and involves food and industrial crops, yet the different CF models and contract types have not been identified. Farmers and contractors have encountered many problems in obtaining reliable benefits from and sustaining CF schemes.

70. To promote the sustainable exit strategy in the future, the LASED III shall promote the commune extension workers who will be selected from the domestic and inside **La Lai village** itself through the technical and professional skills provided as well as the allowances supports suitably provide to them during the periods of the project implementing. In addition, the existing mechanism under LASED III project such as village extension workers (VEWs), village animal health workers (VAHWs) and Agricultural Development Facilitators (ADFs) shall be engaged regionally to support them in terms of agriculture and economic development inside the whole **La Lai village**.

IV. ANNEXES

Annex 4.1: List of Interviewees in La Lai village

No	Name	Sex	Age	Ethic group	Education level	Children	Son	Daughter	Village	Commune	District	Province
1	Treav Lorn	M	28	Kavet	Primary school	2	2	-	La Lai	Kok Lak	Veun Sai	Ratanakiri
2	Leun Reab	F	23	Kavet	Primary school	1	1	-	La Lai	Kok Lak	Veun Sai	Ratanakiri
3	Brakammeut Ve	M	31	Kavet	Did not study	2	1	1	La Lai	Kok Lak	Veun Sai	Ratanakiri
4	Neu Ve	F	25	Kavet	Did not study	2	1	1	La Lai	Kok Lak	Veun Sai	Ratanakiri
5	Heut Ouy	M	39	Kavet	Illiteracy	-	-	-	La Lai	Kok Lak	Veun Sai	Ratanakiri
6	Heut A	F	45	Kavet	Did not study	2	2	-	La Lai	Kok Lak	Veun Sai	Ratanakiri
7	Earm Krut	M	35	Kavet	Did not study	3	3	-	La Lai	Kok Lak	Veun Sai	Ratanakiri
8	Heut Et	F	43	Kavet	Illiteracy	2	-	2	La Lai	Kok Lak	Veun Sai	Ratanakiri
9	Loy Rin	M	27	Kavet	Primary school	3	2	1	La Lai	Kok Lak	Veun Sai	Ratanakiri
10	Treav Louy	M	33	Kavet	Primary school	2	1	1	La Lai	Kok Lak	Veun Sai	Ratanakiri
11	Chhing Tean	F	20	Kavet	Did not study	1	1	-	La Lai	Kok Lak	Veun Sai	Ratanakiri
12	Chhing Tit	F	22	Kavet	Primary school	2	1	1	La Lai	Kok Lak	Veun Sai	Ratanakiri
13	Treum Thouy	F	23	Kavet	Did not study	3	2	1	La Lai	Kok Lak	Veun Sai	Ratanakiri
14	Pun Ream	F	20	Kavet	Primary school	-	-	-	La Lai	Kok Lak	Veun Sai	Ratanakiri
15	Lal Phim	F	25	Kavet	Primary school	2	1	1	La Lai	Kok Lak	Veun Sai	Ratanakiri
16	Theang Neach	F	18	Kavet	Primary school	1	-	1	La Lai	Kok Lak	Veun Sai	Ratanakiri
17	Peum Mang	M	41	Kavet	Did not study	4	3	1	La Lai	Kok Lak	Veun Sai	Ratanakiri
18	Peum Theab	M	48	Kavet	Did not study	2	1	1	La Lai	Kok Lak	Veun Sai	Ratanakiri
19	Din Dang	M	23	Kavet	Primary school	-	-	-	La Lai	Kok Lak	Veun Sai	Ratanakiri
20	Ngeum Heum	M	65	Kavet	Did not study	2	1	1	La Lai	Kok Lak	Veun Sai	Ratanakiri
21	Pim Ngat	F	40	Kavet	Did not study	4	1	3	La Lai	Kok Lak	Veun Sai	Ratanakiri
22	Deus Chhe	F	80	Kavet	Did not study	5	2	3	La Lai	Kok Lak	Veun Sai	Ratanakiri
23	Men Roeun	F	20	Kavet	Primary school	-	-	-	La Lai	Kok Lak	Veun Sai	Ratanakiri
24	Heut Earn	F	49	Kavet	Did not study	6	3	3	La Lai	Kok Lak	Veun Sai	Ratanakiri
25	Chham Nek	F	36	Kavet	Did not study	4	1	3	La Lai	Kok Lak	Veun Sai	Ratanakiri
26	Nea Rath	M	33	Kavet	Did not study	3	1	2	La Lai	Kok Lak	Veun Sai	Ratanakiri

27	El Phay	F	26	Kavet	Did not study	2	2		La Lai	Kok Lak	Veun Sai	Ratanakiri
28	Ti say	F	45	Kavet	Did not study	1	1		La Lai	Kok Lak	Veun Sai	Ratanakiri
29	Treav Lem	F	33	Kavet	Did not study	3	1	2	La Lai	Kok Lak	Veun Sai	Ratanakiri
30	Chheang Cheut	F	70	Kavet	Did not study	3	2	1	La Lai	Kok Lak	Veun Sai	Ratanakiri
31	Peum Theatu	F	32	Kavet	Primary school	3	3		La Lai	Kok Lak	Veun Sai	Ratanakiri
32	Tout Por	F	81	Kavet	Primary school	3	2	1	La Lai	Kok Lak	Veun Sai	Ratanakiri
33	Tin Phay	F	27	Kavet	Primary school	1	1		La Lai	Kok Lak	Veun Sai	Ratanakiri
34	Oun Nin	F	34	Kavet	Primary school	4	1	3	La Lai	Kok Lak	Veun Sai	Ratanakiri
35	Heum Ninh	M	37	Kavet	Did not study	4	1	3	La Lai	Kok Lak	Veun Sai	Ratanakiri
36	Tanh Hak	M	60	Kavet	Did not study	5	2	3	La Lai	Kok Lak	Veun Sai	Ratanakiri
37	Ounh Rum	F	18	Kavet	Primary school	1	1		La Lai	Kok Lak	Veun Sai	Ratanakiri
38	Hin Leum	F	35	Kavet	Did not study	3	1	2	La Lai	Kok Lak	Veun Sai	Ratanakiri
39	Doeung Hek	F	30	Kavet	Did not study	4	1	3	La Lai	Kok Lak	Veun Sai	Ratanakiri
40	El Nang	F	29	Kavet	Did not study	2		2	La Lai	Kok Lak	Veun Sai	Ratanakiri
41	El Chenda	F	17	Kavet	Primary school				La Lai	Kok Lak	Veun Sai	Ratanakiri
42	Soung Min	F	42	Kavet	Primary school	2	1	1	La Lai	Kok Lak	Veun Sai	Ratanakiri
43	Ka Houn	M	60	Kavet	Primary school	10	5	5	La Lai	Kok Lak	Veun Sai	Ratanakiri
44	Chean Kit	M	21	Kavet	Primary school	2	1	1	La Lai	Kok Lak	Veun Sai	Ratanakiri
45	Ven Leng	M	44	Kavet	Primary school	4	2	2	La Lai	Kok Lak	Veun Sai	Ratanakiri
46	Kreum Chin	M	36	Kavet	Primary school	3	2	1	La Lai	Kok Lak	Veun Sai	Ratanakiri
47	Pi Cheum	M	58	Kavet	Primary school	3	2	1	La Lai	Kok Lak	Veun Sai	Ratanakiri
48	Sreav Lek	M	38	Kavet	Primary school	4	4	-	La Lai	Kok Lak	Veun Sai	Ratanakiri
49	Chhib Suk	M	50	Kavet	Primary school	5	2	3	La Lai	Kok Lak	Veun Sai	Ratanakiri
50	Sounh Pram	F	21	Kavet	Primary school	1	-	1	La Lai	Kok Lak	Veun Sai	Ratanakiri
51	Chut Neay	M	29	Kavet	Primary school	3	1	2	La Lai	Kok Lak	Veun Sai	Ratanakiri
52	Chib Thim	F	46	Kavet	Primary school	5	3	2	La Lai	Kok Lak	Veun Sai	Ratanakiri
53	Nouy Nghanh	F	28	Kavet	Primary school	3	2	1	La Lai	Kok Lak	Veun Sai	Ratanakiri
54	Chean Mut	F	47	Kavet	Primary school	4	1	3	La Lai	Kok Lak	Veun Sai	Ratanakiri
55	Samum Lus	F	49	Kavet	Primary school	4	2	2	La Lai	Kok Lak	Veun Sai	Ratanakiri
56	Tin Gnak	F	18	Kavet	Primary school	1	1	-	La Lai	Kok Lak	Veun Sai	Ratanakiri
57	Eut Eut	F	40	Kavet	Primary school	3	1	2	La Lai	Kok Lak	Veun Sai	Ratanakiri
58	Yim The	M	50	Kavet	Primary school	10	5	5	La Lai	Kok Lak	Veun Sai	Ratanakiri
59	Horng En	F	60	Kavet	Primary school	4	2	2	La Lai	Kok Lak	Veun Sai	Ratanakiri
60	Sut Ping	F	41	Kavet	Primary school	6	3	3	La Lai	Kok Lak	Veun Sai	Ratanakiri

61	Hak Keuy	M	30	Kavet	Primary school	4	3	1	La Lai	Kok Lak	Veun Sai	Ratanakiri
62	Bloung Hil	F	70	Kavet	Primary school	5	2	3	La Lai	Kok Lak	Veun Sai	Ratanakiri
63	Krang Vor	M	28	Kavet	Primary school	2	2	-	La Lai	Kok Lak	Veun Sai	Ratanakiri
64	Teang Chorn	M	28	Kavet	Primary school	-	-	-	La Lai	Kok Lak	Veun Sai	Ratanakiri
65	Phan Khe	F	23	Kavet	Primary school	-	-	-	La Lai	Kok Lak	Veun Sai	Ratanakiri
66	Hak Keng	M	41	Kavet	Primary school	4	4	-	La Lai	Kok Lak	Veun Sai	Ratanakiri
67	Eng Thann	F	25	Kavet	Primary school	1	-	1	La Lai	Kok Lak	Veun Sai	Ratanakiri
68	Kris Yeus	M	39	Kavet	Primary school	4	2	2	La Lai	Kok Lak	Veun Sai	Ratanakiri
69	Eum Yem	F	45	Kavet	Primary school	3	1	2	La Lai	Kok Lak	Veun Sai	Ratanakiri
70	Seat Kham Choun	M	35	Kavet	Primary school	2	-	2	La Lai	Kok Lak	Veun Sai	Ratanakiri
71	Ting Lay	F	43	Kavet	Primary school	3	1	2	La Lai	Kok Lak	Veun Sai	Ratanakiri
72	Beun Sit	M	37	Kavet	Primary school	3	2	1	La Lai	Kok Lak	Veun Sai	Ratanakiri
73	Nuy Gnar	M	33	Kavet	Primary school	-	-	-	La Lai	Kok Lak	Veun Sai	Ratanakiri
74	Moeung Ich	F	36	Kavet	Primary school	3	1	2	La Lai	Kok Lak	Veun Sai	Ratanakiri
75	Sib Eng	F	41	Kavet	Primary school	3	-	3	La Lai	Kok Lak	Veun Sai	Ratanakiri
76	Peum Choun	F	33	Kavet	Primary school	3	1	2	La Lai	Kok Lak	Veun Sai	Ratanakiri
77	Nik Yey	F	65	Kavet	Primary school	9	4	5	La Lai	Kok Lak	Veun Sai	Ratanakiri
78	Kreav Lel	F	45	Kavet	Primary school	4	-	4	La Lai	Kok Lak	Veun Sai	Ratanakiri
79	Leun Borl	F	21	Kavet	Primary school	1	1	-	La Lai	Kok Lak	Veun Sai	Ratanakiri
80	Peng Krouch	M	41	Kavet	Primary school	1	-	1	La Lai	Kok Lak	Veun Sai	Ratanakiri
81	Ti Houy	M	48	Kavet	Primary school	5	2	3	La Lai	Kok Lak	Veun Sai	Ratanakiri
82	Sib Sim	M	32	Kavet	Primary school	2	1	1	La Lai	Kok Lak	Veun Sai	Ratanakiri
83	Sib Sut	M	65	Kavet	Primary school	5	2	3	La Lai	Kok Lak	Veun Sai	Ratanakiri
84	Poy Noun	F	40	Kavet	Primary school	2	1	1	La Lai	Kok Lak	Veun Sai	Ratanakiri
85	Deum Theatu	F	43	Kavet	Primary school	3	2	1	La Lai	Kok Lak	Veun Sai	Ratanakiri
86	Yat Pang	F	32	Kavet	Primary school	3	2	1	La Lai	Kok Lak	Veun Sai	Ratanakiri
87	Chim Sanoen	F	72	Kavet	Primary school	9	4	5	La Lai	Kok Lak	Veun Sai	Ratanakiri
88	Pim Bin	F	75	Kavet	Primary school	12	7	5	La Lai	Kok Lak	Veun Sai	Ratanakiri
89	Toul Davy	M	33	Kavet	Primary school	5	5	-	La Lai	Kok Lak	Veun Sai	Ratanakiri
90	Choun Vin	F	60	Kavet	Primary school	-	-	-	La Lai	Kok Lak	Veun Sai	Ratanakiri
91	Samum Kes	F	45	Kavet	Primary school	4	1	3	La Lai	Kok Lak	Veun Sai	Ratanakiri
92	Men Ros	F	33	Kavet	Primary school	5	2	3	La Lai	Kok Lak	Veun Sai	Ratanakiri
93	Roeung Roeum	F	70	Kavet	Primary school	3	1	2	La Lai	Kok Lak	Veun Sai	Ratanakiri

94	Soin Reth	F	42	Kavet	Primary school	5	2	3	La Lai	Kok Lak	Veun Sai	Ratanakiri
95	Bloung Hann	F	35	Kavet	Primary school	3	1	2	La Lai	Kok Lak	Veun Sai	Ratanakiri
96	Boeung Has	F	47	Kavet	Primary school	5	5	-	La Lai	Kok Lak	Veun Sai	Ratanakiri
97	Ke Khen	F	34	Kavet	Primary school	3	1	2	La Lai	Kok Lak	Veun Sai	Ratanakiri
98	Phon Thoeung	M	37	Kavet	Primary school	1	1	-	La Lai	Kok Lak	Veun Sai	Ratanakiri
99	Chhong Mut	M	60	Kavet	Primary school	8	2	6	La Lai	Kok Lak	Veun Sai	Ratanakiri
100	Pim Mang	M	36	Kavet	Primary school				La Lai	Kok Lak	Veun Sai	Ratanakiri
101	Mum Men	M	41	Kavet	Primary school				La Lai	Kok Lak	Veun Sai	Ratanakiri
102	Di Tray	M	47	Kavet	Primary school				La Lai	Kok Lak	Veun Sai	Ratanakiri
103	Peuv Eng	M	43	Kavet	Primary school				La Lai	Kok Lak	Veun Sai	Ratanakiri
104	Sea Leas	M	30	Kavet	Primary school	2	1	1	La Lai	Kok Lak	Veun Sai	Ratanakiri
105	Boeung Ich	F	70	Kavet	Primary school	1		1	La Lai	Kok Lak	Veun Sai	Ratanakiri
106	Binh Vich	M	21	Kavet	Primary school	2	1	1	La Lai	Kok Lak	Veun Sai	Ratanakiri
107	Heut Att	F	35	Kavet	Primary school	3	3		La Lai	Kok Lak	Veun Sai	Ratanakiri
108	Keam Chrou	M	27	Kavet	Primary school	1		1	La Lai	Kok Lak	Veun Sai	Ratanakiri
109	Pai Seam	M	26	Kavet	Primary school	3	1	2	La Lai	Kok Lak	Veun Sai	Ratanakiri
110	Krin Hai	F	36	Kavet	Primary school	3	2	1	La Lai	Kok Lak	Veun Sai	Ratanakiri

Annex 4.2: List of Families Planting Cashew Tree

No	Name	Sex	Planting area (ha)	Cashew's age	Yields (t)	Sell QTY (t)	Prices (Riel/kg)
1	Treav Lorn	M	1.00	3	-	-	-
2	Leun Reab	F	3.00	20	0.50	0.50	4,000.00
3	Brakammeut Ve	M	2.00	3	-	-	-
4	Neu Ve	F	2.00	2	-	-	-
5	Heut Ouy	M	1.00	3	-	-	-
6	Heut A	F	0.50	3	-	-	-
7	Earm Krut	M	0.50	5	-	-	-
8	Heut Et	F	1.00	4	-	-	-
9	Loy Rin	M	-	-	-	-	-
10	Treav Louy	M	1.00	5	0.50	0.50	4,000.00
11	Chhing Tean	F	2.50	2	-	-	-
12	Chhing Tit	F	0.50	3	0.02	0.02	4,000.00
13	Treum Thouy	F	1.00	6	0.50	0.50	4,500.00
14	Pun Ream	F	-	-	-	-	-
15	Lal Phim	F	0.50	5	0.10	0.10	3,500.00
16	Theang Neach	F	-	-	-	-	-
17	Peum Mang	M	1.50	10	2.00	2.00	3,800.00
18	Peum Theab	M	0.50	5	0.20	0.20	3,000.00
19	Din Dang	M	-	-	-	-	-
20	Ngeum Heum	M	-	-	-	-	-
21	Pim Ngat	F	1.00	4	0.20	0.20	3,800.00
22	Deus Chhe	F	-	-	-	-	-
23	Men Roeun	F	-	-	-	-	-
24	Heut Earn	F	2.50	12	1.00	1.00	5,000.00
25	Chham Nek	F	2.00	14	0.20	0.20	3,000.00
26	Nea Rath	M	0.50	3	-	-	-
27	El Phay	F	0.70	4	0.30	0.30	3,200.00
28	Ti say	F	0.50	10	0.40	0.40	3,000.00
29	Treav Lem	F	1.00	6	0.40	0.40	3,500.00
30	Chheang Cheut	F	1.00	3	0.20	0.20	3,500.00
31	Peum Theatu	F	2.00	4	0.40	0.40	3,500.00
32	Tout Por	F	1.50	4	0.20	0.20	3,500.00
33	Tin Phay	F	0.50	7	0.10	0.10	4,000.00
34	Oun Nin	F	2.00	5	0.40	0.40	3,200.00
35	Heum Ninh	M	0.50	5	0.30	0.30	3,000.00
36	Tanh Hak	M	1.00	2	-	-	-
37	Ounh Rum	F	0.50	6	0.30	0.30	3,200.00
38	Hin Leum	F	1.00	8	0.50	0.50	3,200.00
39	Doeung Hek	F	2.00	5	0.50	0.50	3,500.00
40	El Nang	F	1.00	7	0.50	0.50	3,200.00
41	El Chenda	F	1.00	6	0.40	0.40	3,200.00
42	Soung Min	F	1.00	7	0.50	0.50	5,000.00
43	Ka Houn	M	4.00	8	2.00	2.00	5,000.00
44	Chean Kit	M	0.50	4	0.20	0.20	4,500.00
45	Ven Leng	M	0.50	20	0.30	0.30	4,000.00
46	Kreum Chin	M	1.00	7	0.60	0.60	4,000.00
47	Pi Cheum	M	2.00	7	1.50	1.50	4,000.00
48	Sreav Lek	M	1.00	6	0.50	0.50	4,000.00
49	Chhib Suk	M	1.50	6	0.60	0.60	4,000.00
50	Sounh Pram	F	2.00	6	0.30	0.30	4,000.00
51	Chut Neay	M	0.50	12	0.20	0.20	4,000.00
52	Chib Thim	F	2.00	8	6.00	6.00	4,000.00

53	Nouy Nganh	F	3.00	10	6.00	6.00	4,000.00
54	Chean Mut	F	1.00	3	0.10	0.10	4,000.00
55	Samum Lus	F	1.00	10	0.50	0.50	4,000.00
56	Tin Gnak	F	0.50	7	0.30	0.30	4,000.00
57	Eut Eut	F	1.00	8	0.50	0.50	4,000.00
58	Yim The	M	0.50	10	0.30	0.30	4,000.00
59	Horng En	F	1.00	8	0.30	0.30	4,000.00
60	Sut Ping	F	6.00	7	3.00	3.00	4,000.00
61	Hak Keuy	M	1.00	6	0.50	0.50	4,000.00
62	Bloung Hil	F	1.00	6	0.40	0.40	4,000.00
63	Krang Vor	M	1.00	6	0.40	0.40	4,000.00
64	Teang Chorn	M	1.00	9	1.00	1.00	4,000.00
65	Phan Khe	F	1.00	20	0.80	0.80	4,000.00
66	Hak Keng	M	1.00	8	1.20	1.20	4,000.00
67	Eng Thann	F	1.00	6	1.00	1.00	4,000.00
68	Kris Yeus	M	1.00	6	0.80	0.80	4,000.00
69	Eum Yem	F	1.00	8	1.20	1.20	4,000.00
70	Seat Kham Choun	M	1.00	5	1.00	1.00	4,000.00
71	Ting Lay	F	1.00	4	0.80	0.80	4,000.00
72	Beun Sit	M	1.00	8	1.20	1.20	4,000.00
73	Nuy Gnar	M	1.00	5	1.00	1.00	4,000.00
74	Moeung Ich	F	1.00	9	0.80	0.80	4,000.00
75	Sib Eng	F	1.00	6	1.20	1.20	4,000.00
76	Peum Choun	F	1.00	6	1.00	1.00	4,000.00
77	Nik Yey	F	1.00	7	0.80	0.80	4,000.00
78	Kreav Lel	F	1.00	5	1.20	1.20	4,000.00
79	Leun Borl	F	1.00	6	1.00	1.00	4,000.00
80	Peng Krouch	M	1.00	10	0.80	0.80	4,000.00
81	Ti Houy	M	1.00	5	1.20	1.20	4,000.00
82	Sib Sim	M	1.00	10	1.00	1.00	4,000.00
83	Sib Sut	M	1.00	9	0.80	0.80	4,000.00
84	Poy Noun	F	1.00	7	1.20	1.20	4,000.00
85	Deum Theatu	F	1.00	8	1.00	1.00	4,000.00
86	Yat Pang	F	1.00	6	0.80	0.80	4,000.00
87	Chim Sanoeun	F	1.00	12	1.20	1.20	4,000.00
88	Pim Bin	F	1.00	14	1.00	1.00	4,000.00
89	Toul Davy	M	1.00	9	0.80	0.80	4,000.00
90	Choun Vin	F	1.00	4	1.20	1.20	4,000.00
91	Samum Kes	F	1.00	10	1.00	1.00	4,000.00
92	Men Ros	F	1.00	6	0.80	0.80	4,000.00
93	Roeung Roeum	F	1.00	8	1.20	1.20	4,000.00
94	Soin Reth	F	1.00	4	1.00	1.00	4,000.00
95	Bloung Hann	F	1.00	4	0.80	0.80	4,000.00
96	Boeung Has	F	1.00	7	1.20	1.20	4,000.00
97	Ke Khen	F	1.00	5	1.00	1.00	4,000.00
98	Phon Thoeung	M	1.00	5	0.80	0.80	4,000.00
99	Chhong Mut	M	1.00	6	1.20	1.20	4,000.00
100	Pim Mang	M	4.00	7	4.00	4.00	-
101	Mum Men	M	1.00	5	1.00	1.00	-
102	Di Tray	M	1.00	5	1.00	1.00	-
103	Peuv Eng	M	2.00	6	2.00	2.00	-
104	Sea Leas	M	2.00	7	1.80	1.80	-
105	Boeung Ich	F	1.00	5	1.00	1.00	-
106	Binh Vich	M	1.00	5	1.00	1.00	-
107	Heut Att	F	2.00	6	1.85	1.85	-
108	Keam Chrou	M	2.00	7	2.10	2.10	-
109	Pai Seam	M	1.00	5	1.00	1.00	-

110	Krin Hai	F	2.00	5	2.00	2.00	-
Total (ha, t)			128.70	-	89.87	89.87	-

Annex 4.3: List of Families Planting Upland Paddy/Rice

No	Name	Sex	Planting area (ha)	Yields (t)	Sell QTY (t)	Prices (Riel/kg)
1	Treav Lorn	M	1.00	1.00	-	-
2	Leun Reab	F	1.00	0.55	-	-
3	Brakammeut Ve	M	1.00	0.30	-	-
4	Neu Ve	F	1.00	0.72	-	-
5	Heut Ouy	M	1.00	0.85	-	-
6	Heut A	F	1.00	0.70	-	-
7	Earm Krut	M	1.00	0.50	-	-
8	Heut Et	F	1.00	1.10	-	-
9	Loy Rin	M	1.00	1.35	-	-
10	Treav Louy	M	1.00	1.20	-	-
11	Chhing Tean	F	1.00	0.50	-	-
12	Chhing Tit	F	1.00	1.25	-	-
13	Treum Thouy	F	0.50	1.00	-	-
14	Pun Ream	F	1.00	0.75	-	-
15	Lal Phim	F	0.50	0.65	-	-
16	Theang Neach	F	-	-	-	-
17	Peum Mang	M	1.00	1.70	-	-
18	Peum Theab	M	0.50	1.00	-	-
19	Din Dang	M	0.50	1.50	-	-
20	Ngeum Heum	M	1.00	0.70	-	-
21	Pim Ngat	F	0.50	1.50	-	-
22	Deus Chhe	F	-	-	-	-
23	Men Roeun	F	-	-	-	-
24	Heut Earn	F	1.50	1.50	-	-
25	Chham Nek	F	1.00	0.80	-	-
26	Nea Rath	M	0.50	0.40	-	-
27	El Phay	F	1.00	0.90	-	-
28	Ti say	F	0.50	0.50	-	-
29	Treav Lem	F	1.00	1.80	-	-
30	Chheang Cheut	F	0.50	0.60	-	-
31	Peum Theatu	F	1.00	0.30	-	-
32	Tout Por	F	-	-	-	-
33	Tin Phay	F	0.50	0.60	-	-
34	Oun Nin	F	0.80	1.00	-	-
35	Heum Ninh	M	1.00	2.00	-	-
36	Tanh Hak	M	1.50	2.00	-	-
37	Ounh Rum	F	0.60	0.90	-	-
38	Hin Leum	F	2.00	3.50	-	-
39	Doeung Hek	F	1.00	1.20	-	-
40	El Nang	F	0.70	0.70	-	-
41	El Chenda	F	-	-	-	-
42	Soung Min	F	0.50	0.50	-	-
43	Ka Houn	M	1.00	0.80	-	-
44	Chean Kit	M	-	-	-	-
45	Ven Leng	M	1.00	0.90	-	-
46	Kreum Chin	M	1.00	0.90	-	-
47	Pi Cheum	M	1.50	1.20	-	-
48	Sreav Lek	M	1.00	0.90	-	-
49	Chhib Suk	M	1.50	1.00	-	-
50	Sounh Pram	F	1.00	4.00	-	-

51	Chut Neay	M	0.50	1.00	-	-
52	Chib Thim	F	0.50	1.80	-	-
53	Nouy Nganh	F	2.00	3.00	-	-
54	Chean Mut	F	-	-	-	-
55	Samum Lus	F	1.00	1.00	-	-
56	Tin Gnak	F	1.00	0.80	-	-
57	Eut Eut	F	1.00	1.00	-	-
58	Yim The	M	1.00	1.00	-	-
59	Horng En	F	1.00	0.60	-	-
60	Sut Ping	F	1.00	1.00	-	-
61	Hak Keuy	M	1.00	1.00	-	-
62	Bloung Hil	F	1.00	1.00	-	-
63	Krang Vor	M	0.50	0.50	-	-
64	Teang Chorn	M	1.00	1.00	-	-
65	Phan Khe	F	1.00	1.00	-	-
66	Hak Keng	M	1.00	1.00	-	-
67	Eng Thann	F	1.00	1.00	-	-
68	Kris Yeus	M	1.00	1.00	-	-
69	Eum Yem	F	1.00	1.00	-	-
70	Seat Kham Choun	M	1.00	1.00	-	-
71	Ting Lay	F	1.00	1.00	-	-
72	Beun Sit	M	1.00	1.00	-	-
73	Nuy Gnar	M	1.00	1.00	-	-
74	Moeung Ich	F	1.00	1.00	-	-
75	Sib Eng	F	1.00	1.00	-	-
76	Peum Choun	F	1.00	1.00	-	-
77	Nik Yey	F	1.00	1.00	-	-
78	Kreav Lel	F	1.00	1.00	-	-
79	Leun Borl	F	1.00	1.00	-	-
80	Peng Krouch	M	1.00	1.00	-	-
81	Ti Houy	M	1.00	1.00	-	-
82	Sib Sim	M	1.00	1.00	-	-
83	Sib Sut	M	1.00	1.00	-	-
84	Poy Noun	F	1.00	1.00	-	-
85	Deum Theatu	F	1.00	1.00	-	-
86	Yat Pang	F	1.00	1.00	-	-
87	Chim Sanooun	F	1.00	1.00	-	-
88	Pim Bin	F	1.00	1.00	-	-
89	Toul Davy	M	1.00	1.00	-	-
90	Choun Vin	F	1.00	1.00	-	-
91	Samum Kes	F	1.00	1.00	-	-
92	Men Ros	F	1.00	1.00	-	-
93	Roeung Roeum	F	1.00	1.00	-	-
94	Soin Reth	F	1.00	1.00	-	-
95	Bloung Hann	F	1.00	1.00	-	-
96	Boeung Has	F	1.00	1.00	-	-
97	Ke Khen	F	1.00	1.00	-	-
98	Phon Thoeung	M	1.00	1.00	-	-
99	Chhong Mut	M	1.00	1.00	-	-
100	Pim Mang	M	1.00	0.80	-	-
101	Mum Men	M	1.00	1.20	-	-
102	Di Tray	M	1.00	1.10	-	-
103	Peuv Eng	M	1.00	1.00	-	-
104	Sea Leas	M	1.00	1.00	-	-
105	Boeung Ich	F	1.00	1.00	-	-
106	Binh Vich	M	1.00	1.00	-	-
107	Heut Att	F	1.00	1.00	-	-

108	Keam Chrou	M	1.00	1.00	-	-
109	Pai Seam	M	1.00	1.00	-	-
110	Krin Hai	F	1.00	1.00	-	-
Total			99.60	108.52	-	-

Annex 4.4: List of Families Raising Animals and Livestock

No	Name	Sex	Cow	Buffalo	Swine/Mice Pig	Chicken	Duck
1	Treav Lorn	M	-	2	1	6	-
2	Leun Reab	F	-	5	2	5	-
3	Brakammeut Ve	M	-	-	2	1	-
4	Neu Ve	F	-	-	2	6	-
5	Heut Ouy	M	-	-	-	-	-
6	Heut A	F	-	-	2	1	-
7	Earm Krut	M	-	-	-	-	-
8	Heut Et	F	-	-	3	10	-
9	Loy Rin	M	-	-	-	-	-
10	Treav Louy	M	-	-	6	20	-
11	Chhing Tean	F	-	-	3	10	-
12	Chhing Tit	F	-	2	1	3	-
13	Treum Thouy	F	-	1	1	3	-
14	Pun Ream	F	-	2	1	3	-
15	Lal Phim	F	-	-	-	10	-
16	Theang Neach	F	-	1	1	4	-
17	Peum Mang	M	-	4	6	25	-
18	Peum Theab	M	-	3	4	5	-
19	Din Dang	M	-	-	-	-	-
20	Ngeum Heum	M	-	-	2	3	-
21	Pim Ngat	F	-	3	-	10	-
22	Deus Chhe	F	-	-	-	-	-
23	Men Roeun	F	-	-	-	-	-
24	Heut Earn	F	-	3	-	-	-
25	Chham Nek	F	-	2	-	5	-
26	Nea Rath	M	-	-	-	2	-
27	El Phay	F	-	-	1	10	-
28	Ti say	F	-	-	-	-	-
29	Treav Lem	F	-	-	1	5	-
30	Chheang Cheut	F	-	-	2	10	-
31	Peum Theatu	F	-	-	1	5	-
32	Tout Por	F	-	2	3	10	-
33	Tin Phay	F	-	1	1	3	-
34	Oun Nin	F	-	-	-	6	-
35	Heum Ninh	M	-	1	5	10	-
36	Tanh Hak	M	-	3	2	3	-
37	Ounh Rum	F	-	1	2	15	-
38	Hin Leum	F	-	-	2	10	-
39	Doeung Hek	F	3	1	1	4	-
40	El Nang	F	-	1	3	2	-
41	El Chenda	F	-	1	2	5	-
42	Soung Min	F	5	3	-	15	-

43	Ka Houn	M	2	6	5	10	-
44	Chean Kit	M	-	-	1	2	-
45	Ven Leng	M	-	-	2	-	-
46	Kreum Chin	M	-	5	1	5	-
47	Pi Cheum	M	-	1	2	10	-
48	Sreav Lek	M	-	2	3	10	-
49	Chhib Suk	M	-	4	-	15	-
50	Sounh Pram	F	16	3	3	3	3
51	Chut Neay	M	-	-	-	-	-
52	Chhib Thim	F	-	-	2	10	5
53	Nouy Nganh	F	-	2	-	10	1
54	Chean Mut	F	-	-	3	2	-
55	Samum Lus	F	-	3	2	-	-
56	Tin Gnak	F	-	-	-	10	-
57	Eut Eut	F	-	2	1	10	-
58	Yim The	M	-	1	4	10	-
59	Horng En	F	2	1	-	10	-
60	Sut Ping	F	12	-	2	20	-
61	Hak Keuy	M	-	1	-	10	-
62	Bloung Hil	F	-	1	-	10	-
63	Krang Vor	M	-	-	-	10	-
64	Teang Chorn	M	-	-	-	-	-
65	Phan Khe	F	-	-	-	-	-
66	Hak Keng	M	1	-	2	2	-
67	Eng Thann	F	-	-	-	-	-
68	Kris Yeus	M	-	-	1	4	-
69	Eum Yem	F	-	-	3	5	-
70	Seat Kham Choun	M	5	-	2	5	-
71	Ting Lay	F	6	-	5	10	-
72	Beun Sit	M	-	-	2	10	-
73	Nuy Gnar	M	-	-	1	10	-
74	Moeung Ich	F	-	-	2	3	-
75	Sib Eng	F	3	2	2	5	-
76	Peum Choun	F	2	-	5	5	-
77	Nik Yey	F	-	-	10	10	-
78	Kreav Lel	F	3	-	2	5	-
79	Leun Borl	F	7	-	2	5	-
80	Peng Krouch	M	5	-	1	3	-
81	Ti Houy	M	1	-	2	5	-
82	Sib Sim	M	4	-	-	10	-
83	Sib Sut	M	-	-	1	10	-
84	Poy Noun	F	-	-	1	5	-
85	Deum Theatu	F	5	-	1	5	-
86	Yat Pang	F	1	-	2	10	-
87	Chim Sanoen	F	3	-	2	8	-
88	Pim Bin	F	6	-	4	10	-
89	Toul Davy	M	1	-	5	-	-
90	Choun Vin	F	-	-	2	5	-
91	Samum Kes	F	1	-	-	5	-
92	Men Ros	F	-	-	-	-	-

93	Roeung Roeum	F	10	-	1	-	-
94	Soin Reth	F	2	-	2	5	-
95	Bloung Hann	F	6	-	1	5	-
96	Boeung Has	F	4	-	1	5	-
97	Ke Khen	F	4	-	1	10	-
98	Phon Thoeung	M	6	-	4	5	-
99	Chhong Mut	M	2	-	1	10	-
100	Pim Mang	M	-	-	-	-	-
101	Mum Men	M	-	-	-	-	-
102	Di Tray	M	-	-	-	-	-
103	Peuv Eng	M	-	-	-	-	-
104	Sea Leas	M	-	-	-	-	-
105	Boeung Ich	F	-	-	-	-	-
106	Binh Vich	M	-	-	-	-	-
107	Heut Att	F	-	-	-	-	-
108	Keam Chrou	M	-	-	-	-	-
109	Pai Seam	M	-	-	-	-	-
110	Krin Hai	F	-	-	-	-	-
Total			128	76	165	607	9

Annex 4.5: Training Needs Assessment Codes

1. Crops Production's codes	
Code 1	Cultivation techniques (soil preparation, net house preparation, seed selection, irrigation preparation)
Code 2	An understanding the use of pesticides and fertilizers and technical standards
Code 3	Breeding or grafting techniques (including cashews, cassava, etc.)
Code 4	Integrated Pest Management (IPM) techniques and treatments on various crops
Code 5	An understanding of safe vegetables and safe vegetable growing techniques
Code 6	An understanding of organic crops and organic farming techniques
Code 7	An understanding of planting techniques in line with Good Agricultural Practices (GAP)
Code 8	An understanding drip irrigation and sprinkler irrigation
Code 9	Organizing production groups or farming communities and other related work
Code 10	Agricultural business planning preparation
2. Nutrition Sensitive Agriculture's Codes	
N 1	Training on food safety and nutrition
N 2	Training on agricultural product processing and preservation technology
N 3	Training on promoting gender equality and women's nutrition
N 4	Training on intensive agriculture and agricultural diversification
N 5	Training on hygiene and food hygiene practices
N 6	Training on home school garden and food safety education for school children
N 7	Training on communicable diseases pandemic, health effects and nutrition
N 8	Training on fundamental basics of nutrition
N 9	Training on gender equity, women's leadership and agricultural works
N 10	Training on post-harvest of nutrition losses in value chain
N 11	Training on strategy and multi-sectors on malnutrition interventions
N 12	Training on food fortification
N 13	Training on post-harvest safe handling
3. Contract Farming Implementation's Codes	
CF 1	Training on general guideline of contract farming
CF 2	Training on monitoring and verification of relevant documents during implementing the contract farming
CF 3	Training on quality control and preparation
CF 4	Training on development of human resource training plan and participation in the implementation of contract agricultural production
CF 5	Training on procedure for requesting and preparation of relevant documents requesting the implementation of contract farming
CF 6	Training on dispute resolution in contract farming
CF 7	Training on packaging and labeling
CF 8	Training on market access and smallholder farmers' connectivity
CF 9	Training on the concept of agri-business cluster

Annex 4.6: Questionnaire of Beneficiary Profile Form

A. To be completed by interviewer

1. Name:, Gender: ☐ Male ☐ Female
2. Interview date (DD/MM/YY):
3. Location:(village),(commune),(district),(Province).
4. Phone number: and

B. To be completed by interviewee

Part I: General information

1. Name:, Gender: ☐ Male ☐ Female
2. Indigenous People: ☐ Tompoun ☐ Pou Nong ☐ Mil ☐ Prov
☐ Other:
3. Family status: ☐ Single ☐ Marriage ☐ Divorce ☐ Separate
4. Children: (People) (Son: (People), Daughter: (People).
5. Children who are studying:
 - ❖ Kindergarten: (People) (Son: (People), Daughter: (People).
 - ❖ Primary school: (People) (Son: (People), Daughter: (People).
 - ❖ Secondary school: (People) (Son: (People), Daughter: (People).
 - ❖ High school: (People) (Son: (People), Daughter: (People).
 - ❖ Technical school: (People) (Son: (People), Daughter: (People).
 - ❖ Undergraduate: (People) (Son: (People), Daughter: (People).
6. Children who stop study: (People) (Son: (People), Daughter: (People).
7. Under-age school children: (People) (Son:(People), Daughter: (People).
8. Agriculture labor force: ☐ 1 ☐ 2 ☐ 3 ☐ 4 ☐ 5 ☐ 6 ☐ 7 ☐ 8 ☐ 9 ☐

9. Have you applied to the LASED III project already in term of agricultural support? ☐ Yes ☐ No

No

10. Have you participated in dissemination already? ☐ Yes ☐ No

11. Which institutions provide the dissemination?

☐ Ministry of Agriculture, Forestry and Fisheries

☐ Ministry of Land Management, Urban Planning and Construction

☐ Provincial Department of Agriculture, Forestry and Fisheries

☐ Provincial Department of Land Management, Urban Planning and Construction

☐ Local authority

☐ Other:

Part II: Agricultural potential

2.1 Industrial crops

2.1.1 Cashew tree ☐ Yes ☐ No (If so, please verify below:)

☐ Younger than the harvest year

☐ No land to grow

☐ Land not yet cleared

☐ Other:

2.1.1.1 Cashew production: (h.a), Yield: (t), Price:
(Riel/kg)

2.1.2 Cassava: (h.a)

2.1.2.1 Quantity sell: (h.a), Fresh cassava's price:
(Riel/kg)

2.1.2.2 Quantity sell: (h.a), Dried chip cassava's price:
(Riel/kg)

2.1.3 Rubber: (h.a), Yield: (t), Price: (Riel/kg)

2.1.4 Rice: (h.a), Yield: (t), Have you sold the rice? ☐ Yes ☐ No (Please verify)

☐ Only household consumption

☐ Also sold some

☐ No land to grow

☐ Land not yet cleared

☐ Other:

2.1.4.1 Sold quantity: (h.a), Yield: (t), Price: (Riel/kg)

2.2 Horticulture

2.2.1 Vegetable: (h.a), Yield: (t), Price: (Riel/kg)

2.2.2 Fruits tree: (h.a), Yield: (t), Price: (Riel/kg)

2.3 Challenges

2.3.1 What is the condition of your land? ☐ Good ☐ Average ☐ Bad

2.3.2 Challenges

Choose any answer you come across Please tick (✓) on the only answer! Level 1 is not strongly challenged to level 5 is strongly challenged	1	2	3	4	5
Drought					
Diseases on other crops					
Lack of techniques in cultivation					
Lack of labor to support agricultural work					
Lack of capital					
Lack of sales' market					
Lack of agricultural inputs (fertilizers and pesticides, seeds, etc.)					

2.4 Livestock ☐ No ☐ Yes (If so, please verify below:)

2.4.1 Cow:, Buffolo:, Pig:, Chicken:, Duck:, Other:

2.4.1.1 Cow's sell quantity:, Total price: (Riel)

2.4.1.2 Buffolo's sell quantity:, Total price: (Riel)

2.4.1.3 Chicken's sell quantity:, Total price: (Riel)

2.4.1.4 Duck's sell quantity:, Total price: (Riel)

2.4.1.5 Other:, Total price: (Riel)

2.4.2 Challenges

Choose any answer you come across Please tick (✓) on the only answer! Level 1 is not strongly challenged to level 5 is strongly challenged	1	2	3	4	5
Drought					
Other animal diseases					
Lack of technique in raising					
Lack of labor to raise livestock					
Lack of capital for animal husbandry raising					

Lack of sales' market					
Lack of production inputs (food, vaccines, veterinary drugs, etc.)					

2.5 Aquaculture (raising fish, frogs, eels, snakes, etc.)

2.5.1 Do you do aquaculture? ☐ No ☐ Yes (If so, please verify below)

2.5.2 Sell quantity: (kg), Price: (Riel/kg)

2.5.3 Do you want to do aquatic farming? ☐ Yes ☐ No (If so, please verify below)

2.5.4 Please provide your reasons why do not want to do the aquatic farming:

.....

2.6 Markets

2.6.1 Who do you sell your agricultural products to?

- ☐ Processing company
- ☐ Medium or large broker in local or province
- ☐ Village collectors
- ☐ Agricultural cooperative to which it is a member (If the respondent is a member of the agricultural cooperative)
- ☐ Others (Please specify:)

2.6.2 Where do your buyers bring your agricultural products to?

- ☐ Export abroad (usually exported to Vietnam)
- ☐ Local processing
- ☐ Resale to exporters (usually exported to Vietnam)

2.6.3 Where sources do you know the price of agricultural products from?

- ☐ By phone
- ☐ By telegram
- ☐ Direct contact with local buyers (Establish a regular quote team)
- ☐ By relevant ministries and institutions
- ☐ By organizing a matching forum from relevant ministries and institutions

2.6.4 Have you ever attended a contract farming training course?

- ☐ No
- ☐ Yes

2.6.5 Which ministry or institution is organized by?

- ☐ Provincial Department of Agriculture, Forestry and Fisheries

- ☐ Department of Agro-Industry
- ☐ NGOs
- ☐ Private sector engaged in contract farming

2.6.6 Transportation

- ☐ Bulldozer ☐ Tractor ☐ Motorcycles ☐ Horse-drawn carriage ☐ Car

2.6.7 Challenges

- ☐ Low selling price
- ☐ Lack of buyers
- ☐ Lack of market information
- ☐ Lack of drying facilities

☐ Other:
(Specify.....)

2.7 Agricultural economic analysis (Annual)

2.7.1 Total income from agriculture (Riel)

2.7.2 Total expenditure on agricultural production (cultivation, aquaculture, etc.)
(Riel)

2.7.3 Non-agricultural work ☐ No ☐ Yes (Please specify:.....)

2.7.4 Non-agricultural income (Please specify:.....) (Riel)

2.7.5 Expenses and income: ☐ Enough ☐ Not enough

2.7.6 How many months do you estimate the shortage (in days / months)?

2.8 Extension and Information Technology

2.8.1 Have you ever attended a short course in agricultural skills? ☐ Yes ☐ No

2.8.2 Training by which party:

.....
.....

2.8.3 Do you have a cell phone? ☐ Yes ☐ No

2.8.4 Total number of phones: (Units) 4.1 Smart phones units

2.8.5 Have you ever used a smartphone to learn agricultural techniques? ☐ Yes ☐ No

2.8.6 Have you ever used a smartphone to buy or sell agricultural products? ☐ Yes ☐ No

2.9 Community infrastructure

2.9.1 Rubber road number: (Line), Length: (Km)

2.9.2 Road number: (Line), Length: (Km)

2.9.3 Red gravel road number: (Line), Length: (Km)

- 2.9.4 Lake , Size: (Cubic meter)
- 2.9.5 River , Length: (Km)
- 2.9.6 School (Building)
- 2.9.7 Health Center (Building)

2.10 Training Needs Assessment

A. Animals and Livestock Production

Please select the training course below, giving priority by ticking (✓)						
Techniques/Animals	Cow	Buffalo	Pig	Chicken	Ducks	Other
Animal husbandry feeding						
Breeding						
Feeds making						
Vaccination						
Disease treatment						
Production preparation (Cage)						
Business planning preparation						
Others						

B. Aquaculture

Please select the training course below, giving priority by ticking (✓)					
Techniques/Aquaculture	Cat fish	Frog	Eel	Others	Others
Raising in plastic bags					
Breeding					
Feeds making					
Vaccination					
Disease treatment					
Production preparation (Reservoir)					
Business planning preparation					
Others					

C. Crops Production

Please select the training course below, giving priority by ticking (✓)

- ☐ Cultivation techniques (soil preparation, net house preparation, seed selection, irrigation preparation)
- ☐ An understanding the use of pesticides and fertilizers and technical standards
- ☐ Breeding or grafting techniques (including cashews, cassava, etc.)
- ☐ Integrated Pest Management (IPM) techniques and treatments on various crops
- ☐ An understanding of safe vegetables and safe vegetable growing techniques
- ☐ An understanding of organic crops and organic farming techniques
- ☐ An understanding of planting techniques in line with Good Agricultural Practices (GAP)
- ☐ An understanding drip irrigation and sprinkler irrigation
- ☐ Organizing production groups or farming communities and other related work
- ☐ Agricultural business planning preparation

D. Nutrition Sensitive Agriculture

Please select the training course below, giving priority by ticking (✓)

- ☐ Training on food safety and nutrition
- ☐ Training on agricultural product processing and preservation technology
- ☐ Training on promoting gender equality and women's nutrition
- ☐ Training on intensive agriculture and agricultural diversification
- ☐ Training on hygiene and food hygiene practices
- ☐ Training on home school garden and food safety education for school children
- ☐ Training on communicable diseases pandemic, health effects and nutrition
- ☐ Training on fundamental basics of nutrition
- ☐ Training on gender equity, women's leadership and agricultural works
- ☐ Training on post-harvest of nutrition losses in value chain
- ☐ Training on strategy and multi-sectors on malnutrition interventions
- ☐ Training on food fortification
- ☐ Training on post-harvest safe handling

E. Contract Farming Implementation

Please select the training course below, giving priority by ticking (✓)

- ☐ Training on general guideline of contract farming
- ☐ Training on monitoring and verification of relevant documents during implementing the contract farming

- ☐ Training on quality control and preparation
- ☐ Training on development of human resource training plan and participation in the implementation of contract agricultural production
- ☐ Training on procedure for requesting and preparation of relevant documents requesting the implementation of contract farming
- ☐ Training on dispute resolution in contract farming
- ☐ Training on packaging and labeling
- ☐ Training on market access and smallholder farmers' connectivity
- ☐ Training on the concept of agri-business cluster

Annex 4.7 Additional questions

I. Agriculture Cooperative

1. Does your indigenous community establish the agriculture cooperative?

- ☐ No
- ☐ Yes (Please specify in the following question)

2. What is the name that agriculture cooperative?

.....

3. How many members in that agriculture cooperative? (Please attach the photo, if applicable)

Amount of member: (Number of women:)

4. What careers does that agriculture cooperative do?

.....

5. What challenges does that agriculture cooperative come across?

.....

II. Producer Group

6. Does your producer group establish the agriculture cooperative?

- ☐ No
- ☐ Yes (Please specify in the following question)

7. What is the name that producer group?

.....

8. How many members in that producer group? (Please attach the photo, if applicable)

Amount of member: (Number of women:)

9. What careers does that producer group do?

.....

.....

.....

.....

.....

10. What challenges does that producer group come across?

.....

.....

.....

.....

.....

III. Revolving Funds Group

11. Does your revolving funds group establish the agriculture cooperative?

- ☐ No
- ☐ Yes (Please specify in the following question)

12. What is the name that revolving funds group?

.....

13. How many members in that revolving fund group? (Please attach the photo, if applicable)

Amount of member: (Number of women:)

14. What careers does that revolving funds group do?

.....

.....

.....

.....

.....

15. What challenges does that revolving funds group come across?

.....

.....

.....

.....

.....

IV. Other Farmer Group

16. Does your other farmers group establish the agriculture cooperative?

- ☐ No
- ☐ Yes (Please specify in the following question)

17. What is the name that other farmers group?

.....

18. How many members in other farmers group? (Please attach the photo, if applicable)

Amount of member: (Number of women:)

19. What purposes do that other farmer groups do?

.....

.....

.....

.....

.....

20. What challenges does that revolving funds group come across?

.....

.....

.....

.....

.....

21. In order to develop the agriculture cooperative/producer group/revolving funds group, what do you want LASED III project support?

- ☐ Education and training
- ☐ Financial support
- ☐ Business agreement making
- ☐ Contract Farming making
- ☐ Facilitate the private and development partner in the local

- ☐ Physical infrastructure support
- ☐ Other (Please specify:)

V. Fisheries

22. Do you catch fishes traditionally?

- ☐ No
- ☐ Yes (Please specify in the following question)

23. How much do you earn from the traditional fishing?

Please specify: (Riel)

24. Do you spend on traditional fishing materials?

- ☐ No
- ☐ Yes (Please specify in the following question)

25. How much do you spend it?

Please specify: (Riel)

Thank you!